

BR 81

Royal Navy and Royal Marines

Uniform Regulations

Revised 1984

Supersedes 1966 Edition

September 1984

Alire Whitmore.

By Command of the Defence Council

MINISTRY OF DEFENCE
DIRECTOR GENERAL OF SUPPLIES AND TRANSPORT (NAVAL)

D/ST 83/175/2/4

© Crown copyright 1984
First published 1966
Revised Edition 1984
Printed in England for HMSO

Dd 737661 C00 9/84 E & S 37791

ISBN 0 11 772184 0

Chapter 3

Naval Officers

Articles

ORDERS OF DRESS AND OCCASIONS ON WHICH WORN

- 0301 Table of dresses
- 0302 Dress for exchanging visits of ceremony with foreign officers
- 0303 - 0309 Spare

BADGES AND DISTINCTION MARKS OF RANK AND BRANCH

- 0310 Distinctions in uniform of senior officers
- 0311 Distinction marks of rank: sleeve lace
- 0312 Distinction marks of rank on shoulder straps and shoulder badges
- 0313 Midshipmen's badges of rank
- 0314 New entry officers under training at Britannia Royal Navy College, Dartmouth
- 0315 Officers holding temporary commissions
- 0316 Distinction cloth of branch
- 0317 Civilian officers
- 0318 Cap badge
- 0319 Beret badge
- 0320 Flying badges
- 0321 Parachutist badge
- 0322 Wearing of flying, rating aircrew and parachutist badges earned during previous service
- 0323 Submarine badge
- 0324 Armllets
- 0325 - 0329 Spare

AIGUILLETES AND CYPHERS

- 0330 Aiguillettes
- 0331 Royal cyphers
- 0332 - 0339 Spare

CHAPLAINS

- 0340 Dress of Chaplains
- 0341 Chaplains' scarf
- 0342 Honorary Chaplains to The Queen
- 0343 - 0349 Spare

ROYAL NAVY RESERVE

- 0350 Royal Navy Reserve officers' uniform
 0351 Sea Cadet Corps and Combined Cadet Force officers' uniform
 0352 - 0399 Spare

*Annexes***3A TABLE OF DRESSES**

- 1 Temperate climates
- 2 Hot climates
- 3 Additional items of uniform which may be worn
- 4 Gilt or anodised buttons worn on uniform garments

3B SPECIAL DRESSES

- 1 Khaki/stone-coloured uniform
- 2 Officers serving in Royal Marines units
- 3 Chaplains serving with Royal Marines field units

→ OFFICERS SERVING WITH RASCAD. RASC

3C UNIFORM OUTFIT SCALES

- Scale 1 RN officers (except Chaplains) entered for general service
 Scale 2 Subordinate officers (other than those specified in Scale 3) entered at BRNC Dartmouth for general naval and academic training
 Scale 3 Subordinate officers entered at BRNC Dartmouth for university training (university cadetship entry) or appointed to medical or dental cadetship or to pre-registration year commissions
 Scale 4 RN Chaplains
 Scale 5 Additional items for naval officers (including Chaplains) serving with Royal Marines field units
 Scale 6 RNR officers (except Chaplains)
 Scale 7 RNR Chaplains

(Ch 1)

ORDERS OF DRESS AND OCCASIONS ON WHICH WORN**0301. Table of dresses**

1. The Dress Tables, together with details of additional items which may be worn, are given in Annex 3A. Numbers are assigned to the dresses for convenience when referring to them. For the Orders of Dress to be worn at Court functions, or at Joint Services functions when members of the Royal Family are present, see the Joint Services Ceremonial Dress Table (Chapter 16). Details of certain special dresses are given in Annex 3B.

0302. Dress for exchanging visits of ceremony with foreign officers

1. The dress for officers of Flag rank exchanging visits of ceremony with foreign officers and officials will normally be No. 1, No. 4, No. 1W or No. 4W as indicated in the Table of Dresses. In the cases where No. 1 or No. 1W Dress is prescribed, however, if the foreign officer or official is expected to be less formally dressed, officers of Flag rank may, at their discretion, wear No. 4 or 4W Dress instead.

0303 - 0309. Spare**BADGES AND DISTINCTION MARKS OF RANK AND BRANCH****0310. Distinction in uniform of senior officers**

1. Officers of Flag rank (i.e. Rear Admiral and above), in addition to their badges of rank, are distinguished by the gold embroidery all round their cap peaks and the laurel wreath on their gilt or anodised buttons.
2. Commodores, Captains and Commanders are distinguished by the gold embroidery on the front of their cap peaks.
3. Officers of Flag rank are the only wearers of the ceremonial day coat and full dress sword belt. Captains and above are the only wearers of the (optional) gold-laced trousers and undress tail coat.

0311. Distinction marks of rank: sleeve lace

1. The distinction marks of rank worn on sleeves of ceremonial day coat, undress coat, undress tail coat and blue mess jacket by officers above Midshipman consist of rows of gold wire lace, with a circle (or 'curl') on the top or only row, right round each cuff as follows:

Admiral of the Fleet	4	} rows of $\frac{1}{16}$ in lace above a band of $1\frac{3}{4}$ in
Admiral	3	
Vice-Admiral	2	
Rear Admiral	1	
Commodore	A band of $1\frac{3}{4}$ in lace with circle of $\frac{1}{16}$ in	
Captain	4	} rows of $\frac{1}{16}$ in lace
Commander	3	
Lieutenant-Commander	2	rows of $\frac{1}{16}$ in lace with a row of $\frac{1}{4}$ in between
Lieutenant	2	} rows of $\frac{1}{16}$ in lace
Sub-Lieutenant	1	

2. For Rear Admirals and above the circle is 2in diameter, for other officers $1\frac{3}{4}$ in. For Commodores the circle is immediately above the centre of the broad band, for other officers it is formed out of the row of lace, with the upper part of the curl leading to the rear.

3. The space between the rows of lace is $\frac{1}{4}$ in.

4. The distance of the bottom edge of the lace from the end of the cuff depends on the length of the sleeve and the amount of lace. The following distances are suitable for sleeves of average length: Sub-Lieutenant $3\frac{1}{2}$ in, Lieutenant $3\frac{1}{8}$ in, Commodore, Commander and Lieutenant-Commander $2\frac{7}{8}$ in, Rear-Admiral and Captain $2\frac{1}{2}$ in, Vice-Admiral $2\frac{1}{8}$ in, Admiral $1\frac{3}{4}$ in, Admiral of the Fleet $1\frac{3}{8}$ in.

0312. Distinction marks of rank on shoulder straps and shoulder badges

1. FLAG OFFICERS

a. *Shoulder straps.* On ceremonial day coat, greatcoat, overcoat, watchcoat, tropical tunic and bush jacket, officers of Flag rank wear shoulder straps faced with 50mm gold lace on which are superimposed the following silver devices:

Admiral of the Fleet	Crown (32mm) above crossed batons set on a wreath of laurel above a royal cypher.
Admiral	Crown (32mm) above crossed sword and baton (45mm across) above 3 stars (25mm) disposed in a triangle, one above two.
Vice-Admiral	Crown (32mm) above crossed sword and baton (45mm across) above 2 stars (25mm) disposed vertically.
Rear-Admiral	Crown (32mm) above crossed sword and baton (45mm across) above 1 star (45mm).

In the sword and baton device the sword is on top, with the hilt towards the forward edge of the shoulder strap.

b. *Shoulder badges.* On other garments fitted with shoulder flaps officers of Flag rank wear detachable electro-plated wire shoulder badges fitted with press stud fastenings, with rank markings as on sleeves except that the broad row of lace is 32mm wide, positioned 6mm from the end of the badge, and the other rows are 13mm wide, spaced 3mm apart, with the curl on the top row forming a circle 42mm in diameter.

2. OFFICERS OF THE RANK OF COMMODORE AND BELOW (EXCEPT MIDSHIPMEN). These officers wear the same rank markings on gold lace shoulder straps and EP wire shoulder badges as on sleeves, except that the lace used for Captain and below is 13mm wide (instead of $\frac{1}{16}$ in), and 6mm wide (instead of $\frac{1}{4}$ in) for the narrower row of Lieutenant-Commander, with the bottom row 6mm from the end of the strap or badge and the curl on the top row forming a circle of 42mm in diameter (instead of $1\frac{3}{4}$ in). On shoulder badges and shoulder straps for Captain the rows will be spaced 3mm apart, for Commanders and below 6mm.

0313. Midshipmen's badges of rank

1. Midshipmen wear at each collar end on the undress coat, worsted/polyester blouse and mess jacket a 'turnback' i.e. rhomboid-shaped patch of white cloth, 2in long, $1\frac{1}{2}$ in wide, bearing a small (Size 3) anodised button at the top end with a $1\frac{1}{2}$ in twist of white cord leading down from it.

2. Midshipmen's shoulder straps have at the button end a turnback as para. 1 but $1\frac{1}{2}$ in long, $\frac{4}{8}$ in wide with 1in twist. (Midshipmen do not wear rank badges on greatcoats or action/working dress shirts.)

0314. New entry officers under training at Britannia Royal Naval College, Dartmouth

1. These officers do not wear badges of rank during their first term of general naval training when in working rig.

0315. Officers holding temporary commissions

1. These officers wear distinction lace as for permanent officers except that the circle in the uppermost row of lace is replaced by a waved curl of the same diameter but of $\frac{3}{16}$ in gold lace. In wartime, when the officers become qualified the waved curl will be replaced by a plain curl of $\frac{1}{16}$ in lace as for permanent officers.

0316. Distinction cloth of branch

1. Medical, Dental and Medical Services Officers and Medical Technicians wear a stripe of distinction cloth $\frac{1}{4}$ in wide in conjunction with the rows of lace on cuff and shoulder strap. The distinction cloth fills the interval or intervals between two or more rows of lace or is placed below a single row of lace. The colours of distinction cloth are:

Medical Officers	scarlet
Dental Officers	orange
Medical Services Officers	salmon-pink
Medical Technician Officers	salmon-pink

0317. Civilian officers

1. When required to wear uniform, civilian officers wear the uniform prescribed for naval officers of equivalent rank, officers of the Royal Corps of Naval Constructors wearing light grey distinction cloth and other civilian officers green distinction cloth.

0318. Cap badge

1. A wreath of gold laurel leaves surrounding a silver fowl anchor, embroidered on a navy blue cloth background, with a St Edward's crown above embroidered in gold and silver: the lining of the crown to be of red velvet. Outside dimensions: $2\frac{1}{2}$ in high, $3\frac{3}{8}$ in wide. The cloth background to follow the outline of the badge and to be trimmed to within $\frac{3}{16}$ in of the embroidery. The badge is worn in the centre of the cap front, sewn to the detachable braid band.

0319. Beret badge

1. Design as for cap badge, but with sterling silver metal, gilded, instead of embroidery, and without background. Outside dimensions: $1\frac{3}{4}$ in high, $2\frac{1}{4}$ in wide. Worn on beret, with pin attachment, above left eye.

0320. Flying badges

1. Naval flying badges are to be worn by officers as soon as they have qualified as follows:
 - a. *Naval Pilots*. On successful completion of basic and applied flying courses, including the advanced section of the Royal Air Force standard syllabus for pilot training.
 - b. *Naval Observers*. On successful completion of training at the Naval Observer School.
2. The initial award of flying badges is on a provisional basis, and the badge will not be considered to have been fully earned until the holder has been appointed to and has actually undertaken productive duties in a qualified capacity in a front line, training or miscellaneous unit.
3. When it has been acquired, the right to wear the Pilots' or Observers' badge may only be withdrawn at the discretion of the Defence Council or Admiralty Board. It is liable to be withdrawn if the holder has:
 - a. been removed permanently from flying duties for disciplinary or other reasons within his own control; or
 - b. failed to undertake successfully productive flying duties as in para. 2.
4. Observers who have qualified as pilots will normally wear the Pilots' badge. Should an officer so qualified become incapable of carrying out the duties of a pilot and be employed only on observer duties he will wear the Observers' badge. The two badges are not to be worn concurrently.
5. The badges to be worn by officers are as follows:
 - a. *Pilots badge*. Wings (extended) of gold embroidery, having in the centre a silver fowl anchor surrounded by a gold embroidered wreath and surmounted by a crown. Dimensions: Full size: width ~~2~~² $\frac{1}{4}$ in, height $1\frac{1}{4}$ in, Miniature size (for white mess jacket) width 2in, height ~~1~~¹ $\frac{1}{4}$ in. $\frac{7}{8}$ in

CH 5.

 $2\frac{1}{4}$ in

- b. *Observers' badge.* Wings (lifted) of gold embroidery having in the centre a silver fowl anchor surrounded by a letter 'O' in silver rope and surmounted by a crown. Dimensions: Width at wing tips 1¼in, overall height to wing tips 1½in, height of centre 1in.

No other types of Pilots' or Observers' badges are to be worn.

6. Flying badges are to be worn as follows:

- a. *Blue uniform.* Sewn in the centre of the left sleeve ¼in above the circle in the uppermost row of distinction lace and in a corresponding position in the case of Midshipmen.
- b. *White uniform.* With brooch attachment 1½in above the left breast pocket of the white tunic. If medal ribbons are worn the badge is to be immediately above the top row of ribbons. With the white mess jacket, the Observers' badge or miniature Pilots' badge is to be pinned on the left lapel 1in below the point of the shoulder or, if medal ribbons are worn, immediately above the ribbons.
- c. *Khaki/stone-coloured uniform.* Sewn or with brooch attachment 1½in above the left breast pocket of the khaki/stone-coloured jacket or, if medal ribbons are worn, immediately above the top row of ribbons.

7. Flying badges are not to be worn on heavy wool jerseys, shirts, greatcoat, overcoat, watch coat or raincoat.

0321. Parachutist badge

1. The parachutist badge may be worn by officers who have *either*:

- a. successfully completed a basic parachute course at a recognised Royal Air Force parachute training school and subsequently been held on the strength of an airborne unit which required them to drop by parachute, or
- b. made a parachute jump in operation against the enemy; provided they have not had the privilege of wearing the badge withdrawn for refusing to jump or being absent without good cause from a parade specifically ordered for parachute jumping.

2. The badge to be worn consists of embroidered gold wings with an embroidered silver parachute in the centre. Dimensions: Full size: width at wing tips 2⅞in, height 1⅞in. Miniature size: width 2in, height ¾in. Other types of parachutist badge are not to be worn on naval uniform.

3. The parachutist badge is to be worn in the same manner and position as flying badges (0320.6-0320.7). It is not to be worn concurrently with a flying badge: officers qualified to wear both should wear the flying badge only.

0322. Wearing of Flying, Rating Aircrew and Parachutist badges earned during previous service

1. The holder of a Pilots' or Observers' badge, a Rating Aircrew badge (Chapter 15) or a Parachutist badge will normally continue wearing it after he has ceased to carry out the relevant duties. The appropriate badge may therefore be worn by any officer on the active or retired list who has at any time qualified for it in the Royal Navy or, in the case of the Pilot, Observer and Parachutist badges, in another Service, provided the award has not been withdrawn. Evidence of the award may be required, and Ministry of Defence approval is necessary where the award was made in a foreign service. It should be noted that it is the naval pattern badge which is to be worn in all cases. Only one of these badges may be worn, and officers entitled to more than one, but no longer performing any of the relevant duties, should select the one to be worn according to the order of priority: Pilot, Observer, Rating Aircrew, Parachutist.

0323. Submarine badges

1. The Submarine badge is awarded to:

- a. Seamen and Supply Officers who have successfully completed their Continuation Sea Training, or, for Polaris Supply Officers, when they have completed their BSQ.
- b. Engineer Officers after three months' service in a sea-going submarine following completion of submarine and professional training courses, and subject to Commanding Officers' acceptance of them as competent and reliable Submarine Officers.
- c. Instructor Officers as in *a* or *b* as appropriate to method of entry and subsequent appointment to submarines.

2. The badge is to be worn by serving Submarine Officers, as follows:

- a. *Blue uniform jackets.* Centrally ¼in above the top row of medal ribbons. In the absence of medal ribbons, it is to be worn on the left breast, level with point of the lapel.
- b. *White uniform tunics.* As for the blue jacket except, if no medal ribbons are worn, centrally 1½in above the left breast pocket.
- c. *Ball dress/Mess dress.* On the left lapel, centrally 1in below the point of the lapel or, if medal ribbons are worn, ¼in centrally above the ribbons. The badge is not to be worn on any other garments.

3. Normally, the holder of a Submarine badge may continue to wear it after returning to General Service. Permission to wear the badge may, however, be withdrawn by Flag Officer, Submarines if the holder:
- is removed from the Submarine Service for disciplinary reasons, or because he has brought discredit on the Service; or
 - fails to complete his initial period of service in submarines.

0324. Armlets

1. Naval Provost Marshals and Deputy Naval Provost Marshals are to wear when on duty an armlet on the right upper arm midway between the shoulder and elbow. This is to consist of a length of navy blue cloth approximately 16in long and 3½in wide embroidered in yellow with the letters NPM or DNPM, respectively, surmounted by a crown and laurel wreath.

0325 – 0329. Spare

AIGUILLETES AND CYPHERS

0330. Aiguillettes

1. Aiguillettes are worn as follows:

- By Admirals of the Fleet and the officers holding the posts of Vice Admiral of the United Kingdom and Rear Admiral of the United Kingdom* – on the right shoulder with all dresses on all formal occasions.
- By Personal Aides-de-Camp to The Queen* – on the right shoulder with all dresses on all formal occasions.
- By Aides-de-Camp to The Queen, Naval Equerries to The Queen or to members of the Royal Family, Honorary Physicians, Surgeons, Dental Surgeons and Nursing Sisters to The Queen, the Medical Officer appointed in attendance on The Queen when afloat, the Flag Officer Royal Yachts and the Defence Services Secretary* – on the right shoulder with all dresses on all formal occasions.
- By Officers appointed as Aides-de-Camp or Comptroller to a Governor General or as Aide-de-Camp to the Lord High Commissioner to the General Assembly to the Church of Scotland* – on the right shoulder with all dresses on all formal occasions when carrying out the duties of the appointment, except that it need not be worn at sea.
- By Naval Members of the Defence Council and Naval Members of the Admiralty Board* – on the right shoulder with all dresses on all formal occasions. A Board Member who is also an ADC to The Queen wears the aiguillette appropriate to the latter appointment on all occasions prescribed for wearing aiguillettes.
- By Officers appointed as Aide-de-Camp to a Governor or Lieutenant Governor* – on the right shoulder with all dresses on all formal occasions when carrying out the duties of the appointment. It need not be worn at sea.
- By personal staffs of Service members of the Defence Council and of the Vice-Chief of the Defence Staff; Secretaries and Naval Assistants to the Naval Members of the Admiralty Board; Flag Lieutenant to the Admiralty Board; Secretary and Flag Lieutenant to:*
Commander-in-Chief, Naval Home Command
Comander-in-Chief, Fleet
Flag Officer, Naval Air Command
Flag Officer, Plymouth
Flag Officer, Scotland and Northern Ireland
Flag Officer, Portsmouth
Flag Officer, First Flotilla
Flag Officer, Second Flotilla
Flag Officer, Third Flotilla
Flag Officer, Sea Training
Flag Officer, Submarines
Flag Officer, Gibraltar.

Secretary to:

- Commander, British Naval Staff, Washington*
- Commodore, Clyde*

Commodore, HMS *Centurion*
Commodore, HMS *Nelson*
Commodore, HMS *Drake*
Commodore, Amphibious Warfare.
Commodore, Minor War Vessels and Minewarfare.

Secretary and Assistant Secretary/Flag Lieutenant to:

Flag Officer, Royal Yachts
Admiral President, RNC Greenwich.

Naval Assistant to:

Port Admiral, Rosyth.

Military Assistant to:

Commandant General, Royal Marines
Head of British Defence Staff, Washington.

ADC to:

Major-General, Royal Marines (Commando Forces)
Major-General, Royal Marines (Training).
Commander, British Forces Falkland Islands.

Personal staff of International Post Principals:

Personal staff of Chairman, Military Committee, NATO
Secretary and Flag Lieutenant to UKMILREP, Brussels
Executive Assistant and Flag Lieutenant to DEPSACLANT
Secretary and Flag Lieutenant to COS to COMNAVSOUTH
Secretary to SACLANT REP EUR.

Service Attachés and Advisers:

Head of British Defence Staff, Washington; Defence and Naval Attachés, Assistant Defence Attachés and Assistant Naval Attachés, Service Advisers and Assistant Advisers to HM High Commission in Commonwealth capitals –

on the *left* shoulder with all dresses on all formal occasions when carrying out the duties of the appointment. It need not be worn at sea when not in personal attendance. It is not worn concurrently with the ADC's or Equerry's aiguillette: e.g. a Naval Attaché who is also an ADC to The Queen wears the aiguillette appropriate to the latter appointment.

2. The aiguillettes worn by officers under para. 1a to g are of different patterns, as described in Chapter 15.
3. For the purposes of this article 'formal occasions' means all occasions when the sword and/or decorations are worn and other occasions, duty or social which are not part of the ordinary day-to-day routine work but call for particular formality. For example, a ship's cocktail party is a formal occasion but a private wardroom party is not considered formal.
4. INVESTITURES. All officers listed in para. 1a to g are to wear aiguillettes at investitures with the following exceptions:
 - a. Staff officers
 - b. Attachés
 - c. ADCs other than ADCs to The Queen.
5. Aiguillettes are not worn by Naval Liaison Officers in Commonwealth countries.
6. Aiguillettes are never worn on greatcoats, overcoats or watch coats or with Nos. 8, 11, 12, 9W, 10W or 12W Dresses.

0331. Royal cyphers

1. The Royal Cypher is worn by Admirals of the Fleet, officers holding the posts of Vice-Admiral of the United Kingdom and Rear Admiral of the United Kingdom, Aides-de-Camp to The Queen, Honorary Physicians, Surgeons, Dental Surgeons, Nursing Sisters and Chaplains to The Queen, Naval Equerries to The Queen, the Flag Officer, Royal Yachts and the Defence Services Secretary. Naval Equerries to other members of the Royal Family wear the Cypher of that member in the same manner as the Royal Cypher.
2. In the case of Personal Aides-de-Camp to The Queen and of the First and Principal Naval Aide-de-Camp to The Queen, the officer concerned continues to wear the Cypher after relinquishing the appointment; if he has held the appointment under more than one Sovereign he may wear the Cypher of each. In other cases only the Cypher of the reigning Sovereign is worn and it is no longer worn after relinquishing the appointment.

3. Unless entitled to be worn by virtue of some other appointment, the Royal Cypher is not worn by Naval Members of the Defence Council and Admiralty Board, ADC's or Comptrollers to Governors General, ADC to the Lord High Commissioner to the General Assembly to the Church of Scotland, or ADC's to Governors or Lieutenant Governors.

0332 – 0339. Spare

CHAPLAINS

0340. Dress of Chaplains

1. Chaplains are to possess uniform as Naval Officers subject to the following modifications:
 - a. No distinction marks of rank to be worn.
 - b. A clerical collar and stock to be worn instead of collar and tie, except with No. 12 Shirt Sleeve Undress and with No. 5J Dress.
 - c. The Chaplains' badge to be worn on the shoulder straps of greatcoats, overcoats, tropical uniform and working dress. This badge consists of a gilt fowl anchor superimposed on a cross of plain seeded silver (or silver plate) with a raised, burnished edge: overall length and width $1\frac{3}{8}$ in; the anchor cable is transposed for left and right shoulders so that it starts on the forward side of the anchor on each shoulder. The badge is worn $\frac{1}{4}$ in above the base of the shoulder strap, except by Honorary Chaplains to The Queen, who wear the royal cypher badge $\frac{1}{8}$ in above the base of the shoulder strap and the Chaplains' badge immediately above the Royal Cypher.
 - d. *Cap*. The peak of the cap to be covered with blue cloth and have an edging of black worsted braid $\frac{3}{4}$ in wide.
 - e. *Cap Badge*. The wreath of gold laurel leaves to be replaced by a wreath of laurel leaves embroidered in black silk, edged and veined in gold.
2. Chaplains have the following options:
 - a. The uniform shown above or ordinary dark clerical dress including clerical collar and stock.
 - b. The Ball Dress and Mess Dress equivalents for Chaplains are:

Officers: No. 2 Ball Dress	{	Blue mess jacket and trousers or Clerical Court Coat and black trousers (or knee breeches, silk stockings, and buckled shoes).
Officers: No. 6 Mess Dress		Mess cassock waistcoat. Miniature medals.
Officers: No. 7 Mess Undress		Blue mess jacket and trousers of Clerical Court Coat and black trousers and Miniature medal ribbons, or black dinner jacket and trousers. Mess cassock waistcoat.

The appropriate headgear for wear with the Court Coat is a civilian black hat.

0341. Chaplain's scarf

1. In the conduct of religious services a Chaplain should wear a black silk scarf embroidered at each end with an anchor attached by its cable to a cross and surmounted by a royal crown. Medals or medal ribbons may be worn on the left side of the scarf on occasions when officers wear them. The scarf may be worn after retirement by Chaplains who have retired on pension.

0342. Honorary Chaplains to The Queen

1. Chaplains holding this appointment wear a scarlet cassock and a special bronzed badge consisting of the Royal Cypher and crown within an oval wreath. The full-size badge is worn in the conduct of religious services on the left-hand side of the Chaplain's scarf or on academic dress. On other formal occasions it is worn with Nos. 1 and 4 Dresses (or clerical equivalent) on the centre line of the jacket pocket on the left breast with the upper point of the badge not less than 1in below the top of the pocket. The miniature badge is worn with blue mess jackets on the left lapel below any medals or medal ribbons, or on the Court Coat on the left breast.

2. When an Honorary Chaplain to The Queen, other than the Chaplain of the Fleet, ceases to hold the appointment, he relinquishes the right to wear the scarlet cassock and the bronzed badge, whether full-size or miniature.

0343 – 0349. Spare

ROYAL NAVAL RESERVE

0350. Royal Naval Reserve officers' uniform

1. RNR (other than Sea Cadet Corps and Combined Cadet Force) officers wear the same uniform as RN officers except that:

- a.* Permanent and honorary officers wear the letter 'R' inside the curl of distinction lace. During mobilised service qualified officers omit the 'R' from the curl.
- b.* Temporary Midshipmen wear a waved twist of white cord on the turnback.
- c.* RNR Chaplains wear the scarf authorised to be worn by RN Chaplains, with the addition of gold letters 'RNR', $\frac{3}{4}$ in high, below the badge.
- d.* Reserve officers are not required to wear mess jackets.
- e.* RNR officers serving in RMR units are provided with military dress as laid down in Annex 3C, Scale 5.

0351. Sea Cadet Corps and Combined Cadet Force officers' uniform

1. These officers wear the same uniform as RN officers except that waved rows of $\frac{3}{8}$ in gold distinction lace with a waved curl on the uppermost row are worn. The Lieutenant-Commander's narrow stripe for these officers is $\frac{1}{8}$ in wide, waved and spaced $\frac{3}{8}$ in from the outside stripes.

0352 – 0399. Spare

Annex 3A

Table of Dresses

1. TEMPERATE CLIMATES

DRESS	DESCRIPTION	OCCASIONS FOR WEAR	Notes
NO. 1 FULL DRESS	<p>Ceremonial day coat for Admirals of the Fleet, full Admirals and other Flag Officers as indicated in Note <i>a</i>;</p> <p>Undress coat for other officers.</p> <p><i>With ceremonial day coat:</i> Shoulder straps. Gold-laced trousers. Full dress sword belt. White gloves.</p> <p><i>With undress coat:</i> White shirt with separate stiff collar. Plain blue trousers. Undress sword belt. Sword. Cap. Black shoes or boots. Collar and/or broad riband. Up to 4 stars of Orders. Two neck decorations. Medals.</p>	<p>Full Ceremonial State occasions.</p> <p>When receiving the Queen or other crowned heads or heads of states unless specially ordered to the contrary.</p> <p>When receiving other royalty on formal occasions. (On <i>informal</i> visits by members of the British or foreign royal families No. 5 Dress should be worn, unless No. 4 Dress is more appropriate to the occasion.)</p> <p>Exchanging visits of ceremony with governors-general, governors, high commissioners and lieutenant governors; with commissioners and administrators entitled to salute of 13 guns or more; with officers of HM Foreign Service of and above the rank of chargé d'affaires or consul general; and with foreign officers and functionaries entitled to salute of 13 guns or more. (<i>But see Article 0302.</i>)</p> <p>Ceremonies and entertainments when the Senior Officer considers it desirable to do special honour to the occasion.</p> <p>Occasions of duty and ceremony when No. 4 Dress is not sufficient.</p>	<p><i>a.</i> The ceremonial day coat is to be worn by Admirals of the Fleet and full Admirals and by Flag Officer Royal Yachts, Defence Services Secretary and Admiral President, Royal Naval College, Greenwich only.</p> <p><i>b.</i> Retired officers of the rank of Admiral and above not in possession of the ceremonial day coat may wear the undress coat and plain trousers in No. 1 Dress.</p> <p><i>c.</i> On certain occasions for indoor ceremonies at which the sword would be an encumbrance No. 1 Dress may be ordered without sword. On such occasions, but with the ceremonial day coat only, the sword belt should continue to be worn, with the slings hooked together.</p> <p><i>d.</i> The collar of an Order is worn on certain special occasions, as ordered, instead of the broad riband. (<i>See Article 0212.</i>)</p>

ROYAL NAVY AND ROYAL MARINES UNIFORM REGULATIONS

Annex 3A continued

DRESS	DESCRIPTION	OCCASIONS FOR WEAR	<i>Notes</i>
<p>NO. 2 BALL DRESS</p>	<p>Mess jacket with ranking sleeve lace (<i>or for officers of Captain's rank and above at their option—Undress tail coat</i>). White waistcoat. Gold-laced trousers for officers of Captain's rank and above if in possession, <i>otherwise—</i> Blue mess dress trousers or plain blue trousers. Stiff-fronted evening shirt with separate winged collar. Black bow tie. Black shoes. Broad riband. Up to 4 stars of Orders. One neck decoration. Miniature medals.</p>	<p>Official or public balls, dinners and evening receptions of a formal nature. Full ceremonial evening</p>	<p>The equivalent for civilians being entertained in HM Ships or naval establishments is evening dress with decorations. This Dress should be ordered in preference to No. 6 Dress when civilians who may possess stars or Orders or neck decorations are being entertained officially.</p>
<p>NO. 4 BLUE DRESS</p>	<p>Undress coat with ranking sleeve lace. Waistcoat (optional). Plain blue trousers. White shirt with separate stiff collar. Sword. Undress sword belt. Cap. Black shoes or boots. Up to 2 stars of Orders. One neck decoration. Medals.</p>	<p>Courts martial. Funerals (unless regarded as state occasions). Inspections by Commanders-in-Chief or Senior Officers. Sunday Divisions and other occasions when it is appropriate for ratings to wear medals. By the Officer of the Guard when boarding foreign ships of war. Exchanging visits of ceremony as an alternative to No. 1 Dress. (<i>See Article 0302</i>). Other occasions when ordered as an alternative to No. 1 Dress, and particularly on ceremonial occasions when it is known that greatcoats will be worn.</p>	<p><i>a.</i> At church services, and at other indoor ceremonies at which the sword would be an encumbrance, No. 4 Dress may be worn without sword. The sword belt should not then be worn unless the sword is required subsequently, e.g. for an associated parade or procession outside the church, in which case it should be worn with the slings hooked together.</p> <p><i>b.</i> The tradition as regards the dress for weddings is that if uniform is worn, No. 4 Dress is appropriate. The bridegroom and best man then wear their swords in church (provided the officiating clergyman permits) but members of the guard of honour leave theirs in the porch and put them on again during the signing of the register.</p>

DRESS	DESCRIPTION	OCCASIONS FOR WEAR	Notes
<p>NO. 5 UNDRESS</p>	<p>Undress coat with ranking sleeve lace. Waistcoat (optional). Plain blue trousers. White long sleeved collar attached shirt or (optionally) the white shirt with separate stiff collar. Cap or beret. Black shoes or boots. Medal ribbons.</p>	<p>Memorial services, unless specially ordered to the contrary. Ordinary occasions of duty and ceremony. In the evening with winged collar and bow tie by officers not in possession of mess undress. In lightweight material in lieu of No. 5 White Undress at the discretion of the Senior Officer. Whilst ashore within the locality of service establishments during normal working hours, including home to duty travel by whatever means, with minor stops en route.</p>	<p>Sword and undress sword belt are worn with this Dress on the following occasions:</p> <ol style="list-style-type: none"> a. Visits to Commander-in-Chief or Senior Officer. b. By the Officer of the Guard when boarding ships other than foreign warships. c. At launching of HM Ships by members of the Royal Family when up to one star of order is to be worn. d. When directed by the Senior Officer. <p>The Dress will be known on these occasions as 'Undress with Sword', short title 'No. 5 with Sword'. The wearing of outer garments with this Dress is at the discretion of the officer concerned and may include overcoat, raincoat, topcoat and windproof jacket. The navy blouse and worsted polyester trousers may be worn in lieu of the Undress suit by officers under training during their first two terms at BRNC Dartmouth.</p>
<p>NO. 5J DAY UNDRESS (JERSEY)</p>	<p>Navy blue heavy wool jersey (with shoulder badges of rank). Plain blue trousers or worsted/polyester trousers. White collar-attached shirt. Black day tie. Cap (or beret in accordance with current regulations). Black shoes or boots.</p>	<p>Ordinary occasions of duty and working ashore, and in ship's at sea as required by Commanding Officers when No. 8 Dress is inappropriate. Whilst ashore within the locality of Service establishments during normal working hours, including home to duty travel by whatever means, with minor stops en route. On non-ceremonial occasions in lieu of No. 5 Dress at the discretion of the Senior Officer.</p>	<p>Not to be worn:</p> <ol style="list-style-type: none"> a. On formal or semi formal occasions, or when No. 5 Dress is otherwise appropriate. b. For travel on public rail, road, air or water transport (other than home to duty travel). c. As a general rule in public places. <p>The wearing of outer garments with this Dress is at the discretion of the officer concerned and may include overcoat, raincoat, topcoat and windproof jacket.</p>

ROYAL NAVY AND ROYAL MARINES UNIFORM REGULATIONS

Annex 3A continued

DRESS	DESCRIPTION	OCCASIONS FOR WEAR	Notes
NO. 5J DAY UNDRESS (JERSEY)			Commander-in-Chief Fleet is authorised to relax the wearing of ties in ships at sea. When authorised to wear heavy wool jerseys without a tie the white shirt is to be un-buttoned at the neck and the collar to worn outside the jersey.
NO. 6 MESS DRESS	<p>Mess jacket with ranking sleeve lace (or for officers of Captain's rank and above at their option – Undress tailcoat).</p> <p>White waistcoat.</p> <p>Blue mess dress trousers (or for officers of Captain's rank and above at their option – gold-laced trousers).</p> <p>Stiff-fronted evening shirt with separate winged collar (or at the discretion of the Senior Officer present – soft evening shirt with attached collar).</p> <p>Black bow tie.</p> <p>Cap.</p> <p>Black shoes.</p> <p>Up to 2 stars of orders.</p> <p>One neck decoration.</p> <p>Miniature medals.</p>	<p>Dinner when officers of Flag rank or Army or Air Force officers of corresponding rank (wearing uniform) are guests.</p> <p>Evening dances and entertainments, unless No. 2 Dress is ordered.</p>	The equivalent for civilians being entertained in HM Ships or naval establishments is evening dress without decorations, but a dinner jacket is acceptable.
NO. 7 MESS UNDRESS	<p>Mess jacket with ranking sleeve lace (or for officers of Captain's rank and above at their option—Undress tail coat) blue mess dress trousers.</p> <p>Soft evening shirt with attached collar and black bow tie.</p> <p>Black cummerbund (or blue evening waistcoat, at the option of individual officers).</p> <p>Cap.</p> <p>Black shoes.</p> <p>Miniature medals (but miniature medal ribbons will continue to be worn on naval single service non-ceremonial occasions).</p>	<p>Non-ceremonial evening wear in ships and naval establishments.</p> <p>Dinner in harbour at the tables of Flag Officers, Commodores and officers of corresponding rank unless No. 6 or No. 2 Dress is ordered.</p>	The equivalent for civilians being entertained in HM Ships or naval establishments is dinner jacket.

DRESS	DESCRIPTION	OCCASIONS FOR WEAR	Notes
NO. 8 WORKING DRESS	Blue FR Cotton working shirt. Shoulder badges of rank. Blue FR Cotton working trousers. Cap or beret. Black shoes or boots.	<p><i>a.</i> On appropriate occasions of duty and working in ships at sea in other than hot climates, as ordered by CINCFLEET.</p> <p><i>b.</i> When doing arduous or dirty work ashore when other clothing might be spoiled.</p> <p><i>c.</i> By armed landing parties or during active operations, if combat dress is not worn.</p> <p><i>d.</i> At action stations in conjunction (if necessary) with other clothing when ordered.</p> <p>Subject to the above general instructions detailed orders for the occasions on which Working Dress may be worn are to be issued by Commanders-in-Chief and Flag Officers, who have discretion to vary the general rules in exceptional circumstances.</p>	<p>Not to be worn:</p> <p><i>a.</i> For travel on public air, rail, road or water transport.</p> <p><i>b.</i> As a general rule in public places.</p> <p>Worsted/polyester trousers may be worn ashore at the option of individual officers.</p>
NO. 8J WORKING DRESS (JERSEY)	Blue FR Cotton working shirt. Shoulder badges of rank. Blue FR Cotton working trousers. Heavy wool jersey. Cap or beret. Black shoes or boots.	For wear on the same occasions as No. 8 Dress above.	<p>Not to be worn:</p> <p><i>a.</i> for travel on public air, rail, road or water transport.</p> <p><i>b.</i> As a general rule in public places.</p> <p>The shirt collar is to be worn outside the neck opening of the jersey.</p> <p>Worsted/polyester trousers may be worn ashore at the option of individual officers.</p>
NO. 11 ACTION DRESS	This Dress is dormant pending introduction of the Action Coverall into Service. <i>See</i> No. 8 Dress.		

ROYAL NAVY AND ROYAL MARINES UNIFORM REGULATIONS

Annex 3A continued

DRESS	DESCRIPTION	OCCASIONS FOR WEAR	<i>Notes</i>
<p>NO. 12 DAY UNDRESS (SHIRT SLEEVE)</p>	<p>White collar-attached shirt with long sleeves. Shoulder badges of rank. Black day tie. Plain blue trousers or worsted/polyester trousers. Cap or beret. Black shoes or boots.</p>	<p>Ordinary occasions of duty and working ashore, and in ships at sea as required by Commanding Officers when No. 8 Dress is inappropriate. Whilst ashore within the locality of Service establishments during normal working hours including home to duty travel by whatever means, with minor stops en route. On non-ceremonial occasions in lieu of No. 5 Dress at the discretion of the Senior Officer.</p>	<p>Not to be worn: <i>a.</i> On formal or semi-formal occasions, or when No. 5 Dress is otherwise appropriate. <i>b.</i> For travel on public rail, road, air or water transport (other than home to duty travel). <i>c.</i> As a general rule in public places.</p>

2. HOT CLIMATES

DRESS	DESCRIPTION	OCCASIONS FOR WEAR	Notes
NO. 1W WHITE FULL DRESS	White tunic. Shoulder straps. White trousers. Sword. Full dress sword belt for officers of Flag rank <i>otherwise</i> – Undress sword belt. Cap. White shoes (<i>Black shoes or boots may be worn on shore in bad weather</i>). Collar and/or broad riband. Up to 4 stars of Orders. 2 neck decorations. Medals.	As for No. 1 Dress.	<p><i>a.</i> At church services, and at other indoor ceremonies at which the sword would be an encumbrance, No. 1W Dress may be worn without sword. The sword belt should not then be worn unless the sword is required subsequently, e.g. for an associated parade or procession outside the church, in which case it should be worn with the slings hooked together.</p> <p><i>b.</i> The collar of an Order is worn on certain special occasions as ordered instead of the broad riband. (<i>See Article 0212.</i>)</p>
NO. 2W WHITE BALL DRESS	White mess jacket. Shoulder straps. White waistcoat. Blue mess dress trousers (or for officers of Captain's rank and above at their option – gold-laced trousers). Stiff-fronted evening shirt with separate winged collar. Black bow tie. Cap. Black shoes. Broad riband. Up to 4 stars of Orders. One neck decoration. Miniature medals.	As for No. 2 Dress.	The equivalent for civilians being entertained in HM Ships or naval establishments is evening dress with decorations. This Dress should be ordered in preference to No. 6W Dress when civilians who may possess stars of Orders or neck decorations are being entertained officially.

ROYAL NAVY AND ROYAL MARINES UNIFORM REGULATIONS

Annex 3A continued

DRESS	DESCRIPTION	OCCASIONS FOR WEAR	Notes
<p>NO. 4W WHITE DRESS</p>	<p>Short-sleeved white bush jacket (or for officers of Commander's rank and above at their option as appropriate – long-sleeved white bush jacket). Shoulder straps. White trousers. Sword. Undress sword belt. Cap. White shoes (black shoes or boots may be worn on shore in bad weather). Medals.</p>	<p>As for No. 4 Dress.</p>	<p><i>a.</i> At church services, and at other indoor ceremonies at which the sword would be an encumbrance, No. 4W Dress may be worn without sword. The sword belt should not then be worn unless the sword is required subsequently, e.g. for an associated parade or procession outside the church, in which case it should be worn with the slings hooked together.</p> <p><i>b.</i> The tradition as regards the dress for weddings is that if uniform is worn, No. 4W Dress is appropriate. The bridegroom and best man then wear their swords in church (provided the officiating clergyman permits) but members of the guard of honour leave theirs in the porch and put them on again during the signing of the register.</p> <p><i>c.</i> No. 1W tunic may be ordered on Joint Services Ceremonial Day occasions when stars of orders and neck decorations are required.</p>
<p>NO. 5W WHITE UNDRESS</p>	<p>Short-sleeved white bush jacket (or for officers of Commander's rank and above at their option as appropriate – long-sleeved white bush jacket). Shoulder straps. White trousers. Cap. White shoes (black shoes or boots may be worn on shore in bad weather). Medal ribbons.</p>	<p>As for No. 5 Dress, and in the evening by officers not in possession of White Mess Undress.</p>	<p><i>a.</i> Sword and undress sword belt are worn in this Dress on the occasions laid down for No. 5 Undress. On these occasions the Dress will be known as 'White Undress with Sword', short title 'No. 5W with Sword'.</p> <p><i>b.</i> Exceptionally approval may be given for stone-coloured bush jackets and trousers to be worn in certain appointments where a specific need is established.</p>

DRESS	DESCRIPTION	OCCASIONS FOR WEAR	Notes
NO. 6W WHITE MESS DRESS	<p>White mess jacket. Shoulder straps. White waistcoat. Blue mess dress trousers (or for officers of Captain's rank and above at their option – gold-laced trousers). Stiff fronted evening shirt with separate winged collar (or, at the discretion of the Senior Officer present – soft evening shirt with attached collar). Black bow tie. Cap. Black shoes. Up to 2 stars of orders. One neck decoration. Miniature medals.</p>	As for No. 6 Dress.	The equivalent for civilians being entertained in HM Ships or naval establishments is evening dress without decorations, but a dinner jacket is acceptable.
NO. 7W WHITE MESS UNDRESS	<p>White mess jacket. Shoulder straps. Blue mess dress trousers. Soft evening shirt with attached collar and black bow tie. Black cummerbund (or blue evening waistcoat, at the option of individual officers). Cap. Black shoes. Miniature medals or miniature medal ribbons as No. 7 Dress.</p>	As for No. 7 Dress.	The equivalent for civilians being entertained in HM Ships or naval establishments is dinner jacket.
NO. 9W TROPICAL DRESS	<p>White tropical shirt (or for officers of Commander's rank and above at their option as appropriate – White bush jacket with long or short sleeves). Shoulder badges. White shorts. Cap or beret. White stockings and white shoes; or boots; or sandals. (Black shoes may be worn with white stockings in bad weather).</p>	On tropical stations on ordinary occasions of duty and working and on non-ceremonial occasions at the discretion of the Senior Officer.	

ROYAL NAVY AND ROYAL MARINES UNIFORM REGULATIONS

Annex 3A continued

DRESS	DESCRIPTION	OCCASIONS FOR WEAR	<i>Notes</i>
NO. 10W TROPICAL MESS UNDRESS	White tropical shirt. Shoulder badges. Mess dress trousers or plain blue trousers. Black cummerbund. Black shoes.	For informal evening wear in hot climates in ships and naval establishments and in ships in temperate climates, at the discretion of the Senior Officer.	
NO. 12W TROPICAL WHITE LONG DRESS	White tropical shirt (or for officers of Commander's rank and above at their option as appropriate – white bush jacket with long or short sleeves). Shoulder badges. White trousers. Cap or beret. White shoes or sandals. (Black shoes or boots may be worn on shore in bad weather).	On tropical stations on ordinary occasions of duty and working and on non- ceremonial occasions at the discretion of the Senior Officer.	

3. ADDITIONAL ITEMS OF UNIFORM WHICH MAY BE WORN

1. **Berets** are not to be worn outside HM ships, Service establishments and naval bases. They may be worn, as ordered by Commanders-in-Chief, with Orders of Dress as shown in Annex 3A and with all uniforms at sea, including entering and leaving harbour.
2. **Boat Cloak.** The boat cloak may be worn optionally with Nos. 1, 2, 4, 6, 7, 2W, 6W and 7W Dresses.
3. **Gaiters** are to be worn on the following occasions only:
 - a. by the Officers of the Guard of all Royal and ceremonial guards;
 - b. by officer instructors at gunnery schools and when engaged on parade training instruction at any training establishment or Royal Navy Barracks;
 - c. by officers of Royal Tournament field-gun crews;
 - d. by Officers of Patrol.
 Boots are to be worn on all occasions of wearing gaiters.
4. **Gloves.** Brown gloves may be worn with blue uniform (other than ceremonial day coat) in cold weather, but their wearing is optional. On ceremonial occasions they are not to be worn unless specifically ordered by the senior officer on account of weather.
5. **Gold-Laced Trousers** are not supplied at public expense and are not, therefore, compulsory but when possessed should be worn as indicated in the Table of Dresses.
6. **Swords, Sword Belts, Scabbards and Knots** are available on loan from Service stocks in accordance with the arrangements in BR 96.
7. **Greatcoat, Overcoat, Raincoat and Watchcoat**
 - a. The British Warm overcoat has been replaced in uniform outfits by the raincoat as the outer coat for general wear except with Nos. 1, 2, 1W, and 2W Dresses on full ceremonial occasions. Officers in possession of greatcoats, British Warm or overcoats may continue to wear them, whilst they remain in serviceable condition, as ordered or appropriate.
 - b. (1) Long greatcoats will continue to be worn when ordered on special ceremonial occasions by RN, RNR, WRNS and WRNR officers. The coats are specially modified to take detachable shoulder straps. The greatcoats and shoulder straps are available on individual loan from the loan pool at Portsmouth.
 - (2) Exceptionally the following officers may retain a loan pool greatcoat for the duration of their appointment if they so wish:

Chief of Defence Staff, First Sea Lord, Second Sea Lord, CinC Naval Home, CinC Fleet, Flag Officer Naval Air Command, Flag Officer Plymouth, Flag Officer Scotland and Northern Ireland, Flag Officer Portsmouth, Commodore HMS *Centurion*, Captain HMS *Excellent*, Flag Lieutenant to each of the above named. Controller of the Navy, Equerry to HRH, The Princess of Wales, The Commanding Officer, HMS *Inskip*.

Naval Attaché/Adviser in the following capitals: Athens, Bonn, Brasilia, Copenhagen, The Hague, Lima, Moscow, Oslo, Ottawa, Paris, Peking, Rome, Santiago, Stockholm, Tokyo, Washington and Wellington. Assistant Naval Attaché in Moscow, Paris and Washington.

Greatcoats issued on loan under these arrangements are to be returned to PSTO(N) Portsmouth on termination of appointment.
 - c. Watchcoats are provided on individual loan for the following purposes:
 - (1) To men whose duties involve exceptional exposure in inclement weather e.g. watchkeepers and sentries.
 - (2) To instructors teaching juniors boat-pulling during winter months.
 - (3) For wear when outer coats are required at public ceremonies afloat and on stations abroad.
8. **White Scarf.** A white scarf may be worn as appropriate.
9. **Windproof Jacket.** This jacket, fitted with current pattern detachable shoulder badges of rank, is intended for everyday wear on ordinary duty and working occasions, i.e. with Nos. 5, 5J, 8 and 11 Dresses and with tropical uniforms in Nos. 5W, 8W, 9W and 12W Dresses. The jacket may also be worn for home to duty travel.

ROYAL NAVY AND ROYAL MARINES UNIFORM REGULATIONS

Annex 3A continued

4. GILT OR ANODISED BUTTONS WORN ON UNIFORM GARMENTS

GARMENT	POSITION	SIZE 1 9/10in	SIZE 2 7/4in	SIZE 3 13/20in
Blouse, working, worsted/polyester, officers under training	Forepart Pockets (2)	3 —	— —	— 2
Boat Cloak	Forepart	4	—	—
Coat, ceremonial, day	Foreparts Skirt bottom (rear) Waist seam (rear) Skirt flaps (2)	12* 2 2 6	— — — —	— — — —
Coat, undress (Reefer)	Foreparts	8	—	—
Coat, undress, tail	Foreparts Hip flaps (2) Skirt bottom (rear) Waist seam (rear) Link	6 2 2 2 2	— — — — —	— — — — —
Greatcoat	Foreparts Half-belt	12 2	— —	— —
Jacket, bush, white	Forepart Breast pockets (2) Hip pockets (2)	4 — —	— 2 2	— — —
Jacket, mess, blue	Foreparts Link	— —	6 2	— —
Jacket, mess, white	Foreparts Link	— —	4 2	— —
Jacket, stone-coloured, Service dress	Forepart	4	—	4
Overcoat, British Warm	Foreparts	8	—	—
Shoulder straps	One for each strap	—	—	2
Tunic, white drill	Forepart	5	—	—
Waistcoat, day	Forepart	—	—	6
Waistcoat, evening	Forepart	—	—	4

* Optionally, Admirals of the Fleet may have 16.

Annex 3B

Special Dresses

1. Khaki/stone coloured uniform

a. This uniform is worn only:

- (1) By officers appointed for service in the United States of America as a summer working uniform in the form specially prescribed for this purpose.
- (2) By officers appointed for service in Naval Attachés' posts in South America.
- (3) By officers appointed for service in the international headquarters at COMIBERLANT, CECMED (Toulon) as RN Instructors at NATO Special Weapons School, Oberammergau and to Naval Party 1002, Diego Garcia.
- (4) By officers appointed for service in Naval Attachés' and Assistant Naval Attachés' posts in Ankara, Athens, Bonn, Lisbon, Madrid, Muscat and Rome.
- (5) By officers taking part in operations and exercises ashore with Army/RAF units or with operational landing parties, Naval Air Command Squadrons and Mobile Air Operations Teams.
- (6) As specially directed by the Defence Council or the Admiralty Board.

b. The uniform referred to in 1a(1) is 'working khaki', as worn by United States Naval officers as follows:

(1) The dress consists of:

- Khaki shirt
- Khaki drill trousers
- RN officers cap with khaki cap cover
- Khaki web belt
- Black socks
- Black shoes (brown shoes may be worn optionally)
- Black tie (khaki tie may be worn if brown shoes are worn).

- (2) Gilt metal collar badges representing in miniature the distinction marks of rank and branch may be worn, optionally, on the khaki shirt by officers appointed for duty which necessitates their wearing khaki uniform in the presence of United States officers. The badge is to be worn on both sides of the collar with the centre approximately 1 inch from the front edge of the collar and 1 inch from the bottom, the badges to be horizontal when the shirt collar is fastened.

c. Khaki service dress is no longer provided or required in either the United States of America or in Canada.

d. The other stone-coloured uniform referred to is as follows:

(1) FOR THE NAVAL ATTACHÉS IN PARA 1a(2)

- Stone-coloured worsted/polyester service dress jacket and trousers, worn with shoulder straps of rank as for white uniform
- RN officer's cap with stone-coloured worsted/polyester cap cover
- Stone-coloured polyester/cotton collar-attached shirt
- Collar badges
- Black tie
- Black shoes and socks (brown shoes may be worn optionally).

ROYAL NAVY AND ROYAL MARINES UNIFORM REGULATIONS

Annex 3B continued

(2) FOR THE OFFICERS IN PARAS 1a(3) AND 1a(4):

Stone-coloured polyester/cotton bush jacket and trousers, worn with shoulder straps of rank as for white uniform

RN officer's cap with stone-coloured polyester/cotton cap cover

Black shoes and socks (brown shoes may be worn optionally).

- e. The officers in para 1a(5) above are provided with combat clothing, olive green heavy wool jerseys and certain items of khaki drill as detailed in BR 96.

2. Officers serving in Royal Marines units

- a. As a general rule such officers are to wear RN uniform. Exceptionally, officers in Commando units, including CTRM, may wear combat dress on operations or field exercises and military working dress on appropriate occasions when ordered locally.

- b. Military working dress comprises:

Combat shirt

Olive-green polyester/cotton trousers

Olive-green heavy wool jersey (when required)

Blue RN pattern belt

Black boots

Puttees

Olive drab socks

Green beret (worn by Commando-qualified officers) or, otherwise, blue RN pattern beret

RN officer's beret badge.

- c. The scale of military working dress clothing is set out in Annex 3C. Temperate or tropical combat garments are issued on individual loan when required.

- d. Officers wear shoulder badges of rank on all occasions and white-on-blue 'Royal Navy' flashes on both shoulders of the olive green heavy wool jersey.

3. Chaplains serving with Royal Marines field units. When in the field Chaplains will be required to wear combat dress or military working dress (para 1 above) with the Chaplains' badge on the shoulder and the shoulder title 'Royal Navy' on each arm. The clerical collar and stock are to be worn with military working dress.

4. Officers serving with 32 Squadron, RAF

- a. Full stone-coloured Service dress is to be worn in tropical climates by officers serving with this Flight.

- b. This dress comprises:

Stone-coloured worsted/polyester Service dress jacket and trousers worn with shoulder straps of rank as for white uniform

RN officers cap with stone-coloured worsted/polyester cap cover

Stone-coloured collar-attached shirt

Black tie

Black shoes (brown shoes may be worn optionally)

Stone-coloured socks.

5. Officers serving in Ascension Island

- a. RN officers serving in Ascension Island are to wear stone-coloured uniform on appropriate working occasions:

Stone-coloured shorts or stone-coloured slacks (depending on climatic conditions) 3pr

Stone-coloured shirts (long-sleeved) 3no

Stone-coloured stockings 3pr

Stone-coloured cap cover 2no

Desert boots 1pr

} Initial issues are to be made gratuitously.
} Replacements are to be provided at officer's own expense.
} Issued on loan

- b. Officers are to wear badges of rank on the shoulder flaps of the stone-coloured shirts.

6. Officers serving in the Submarine Flotilla

Blue shirts and trousers in polyester/cotton are to be worn when No. 8 working dress is required.

Annex 3C

Uniform outfits

SCALE 1. RN OFFICERS (EXCEPT CHAPLAINS) ENTERED FOR GENERAL SERVICE

1. Entitlement to scale

- a. The uniform outfit shown at para. 2 is to be issued to all officers on first entry, or on promotion from rating, except those entered through BRNC Dartmouth, to whom Scales 2 or 3 are applicable.
- b. The outfit shown at para. 2 is that required to be maintained by RN commissioned officers generally.

2. Basic outfit

<i>a. Items provided by means of cash grant</i>		<i>Scale</i>	<i>Notes</i>
Blue barathea undress uniform suit	} jacket and trousers; with distinction lace	1	} (a)
Blue diagonal serge undress uniform suit		1	
Blue barathea mess jacket		1	
Blue barathea mess trousers		1pr	
White mess waistcoat		1	
Trunk		1	
<i>b. Items issued from Service stocks</i>			
Badge, beret, RN officers'		1	
Badge, cap, RN officers', embroidered		1	
Bag, travelling		1	
Beret, blue, RN		1	
Boots, ankle		1 pr	
Buttons, anodised, RN officers', size 3		4	(a)
Cap, plastic		1	
Collars, stiff		4	
Collars, winged		6	(a)
Cummerbund, black		1	
Gloves, brown cape		1 pr	
Jacket, windproof, RN officers'		1	
Jersey, wool, heavy		1	
Raincoat, man's RN		1	
Shirts, blue, working		2	(b)
Shirts, evening, collar-attached		2	(a)
Shirt, evening, stiff-fronted		1	(a)
Shirts, white, collar-attached		3	
Shirts, white, soft double cuff		2	
Shirts, white, tropical		3	
Shoes, black leather, officers'		2 prs	
Shoulder badges, RN officers' EP wire or Midshipman's pattern		2 prs	

(continued overleaf)

ROYAL NAVY AND ROYAL MARINES UNIFORM REGULATIONS

Annex 3C continued

SCALE 1 (continued)

	Scale	Notes
Shoulder straps, gold lace	1 pr	
Socks, thin, black	4 prs	
Socks, thick, black	2 prs	
Ties, black, polyester	2	
Tie, evening, double-ended	1 pr	
Trousers, blue, working	2 prs	
Trousers, working, worsted/polyester	2 prs	
<i>c. Item to be provided by officer</i>		
Towels, hand	3	
3. Additional items for certain officers		
<i>a. Qualified Gunnery Officers (on first appointment after qualifying)</i>		
Gaiters, leather, black	1 pr	
<i>b. Qualified PT Officers (on first appointment to full time PT and sports duties)</i>		
Track suit (blouse and trousers), blue	1	
4. Tropical outfit (see BR 96)		
<i>a. Items (made-to-measure) provided under the general port contract</i>		
Jackets, mess, white drill	2	(a)
Trousers, white drill, officers'	1	
Tunic, white drill, officers'	1	
<i>b. Items issued from Service sources</i>		
Bush jackets, white drill, officers'	2	
Trousers, white drill, officers'	2 prs	
Belt buckles	2	
Belt hooks	4	
Buttons, anodised, RN officers:		
Size 1 } with split ring	9	
size 2 }	16	(a)
Sandals, leather, MCS	1 pr	
Shirts, white, tropical	3	
Shoes, white, tropical, officers'	1 pr	
Shoes, white canvas, PVC soled	1 pr	
Shorts, white, tropical	6 prs	
Socks, wool, thin, white	6 prs	
Stockings, white, cotton and wool	6 prs	(c)
5. Personal loan items (see BR 96)		
Boots, DMS, conductive, non-slip	1 pr	(d)
Discs, identity, with cord (kept with NBC respirator)	2	
Overall combination suits, white (Engineer and Shipwright officers only)	3	

Notes

- (a) The white mess jacket is not issued to temporary officers, other than Temporary SD officers promoted from rating on special terms of service. Scale of size 2 buttons for white mess jacket reduced to 4 accordingly.
- (b) Not for officers promoted from rating.
- (c) 3 prs for officers entered under Scales 2 and 3.
- (d) One pair of boots DMS, conductive, non-slip, are to be issued on personal loan to officers appointed afloat provided they are not already in possession of a serviceable pair of boots of this pattern. These boots are not for wear ashore except when specifically authorised.

Annex 3C continued

SCALE 2. SUBORDINATE OFFICERS (OTHER THAN THOSE SPECIFIED IN SCALE 3) ENTERED AT BRNC DARTMOUTH FOR GENERAL NAVAL AND ACADEMIC TRAINING

1. Entitlement to scale

The following are entitled to the Uniform Outfit in accordance with the scale shown below:

- | | | |
|---|---|--|
| Midshipmen GL (X, E and S) | } | Naval College Entry including ex-Upper Yardmen |
| Midshipmen SL (X, E and S) | | |
| Midshipmen SL (Air) | | |
| Midshipmen (UCE) (X, E and S) (September Deferred University Cadetship Entry) | } | Direct Entry Graduate |
| Midshipmen (UCE) (X, E and S) (January and May Entries) | | |
| Acting Sub-Lieutenants GL (X, E and S) | | |
| Acting Sub-Lieutenants SL (X, E and S) | | |
| Acting Sub-Lieutenants SL (Air) | | |
| Acting Instructor-Lieutenants | | |
| Acting Surgeon-Lieutenants (Direct Entry) | | |
| Acting Surgeon-Lieutenants (D) (Direct Entry) | | |

2. Basic Outfit

	<i>On entry</i>	<i>Notes</i>	
<i>a. Items provided by means of cash grant</i>			
Blue barathea undress uniform suit (jacket and trousers)	} With Midshipman's turnbacks or distinction lace as appropriate } made to measure	} 1 (a)	
Blue barathea mess jacket			1 (a)
Blue barathea mess trousers			1 pr (a)
White mess waistcoat			1 (a)
Trunk			1
<i>b. Outfitters' items (made to measure) provided under special contract</i>			
Blue diagonal serge undress uniform suit (jacket and trousers) with Midshipman's turnbacks or distinction lace as appropriate	1		
<i>c. Items issued from Service stocks</i>			
Badge, beret, RN officers'	1		
Badges, cap, RN officers', embroidered	2		
Bag, travelling	1		
Bags, linen	2		
Beret, blue, RN	1		
Blouse, worsted/polyester, blue	1		
Boots, ankle	1 pr	(b)	
Cummerbund, black	1		
Caps, plastic	2		
Collars, stiff	4		
Collars, winged	6		
Gloves, brown cape	1 pr		
Jacket, windproof	1		
Jersey, wool, heavy	1	(b)	
Jersey, sports, white	1		
Knife, clasp	1	(b)	
Lanyards, knife	3	(b)	
Raincoat, man's RN	1		
Shirts, blue, working	3	(b)	
Shirts, evening, collar-attached	2		
Shirt, evening, stiff-fronted	1		
Shirts, white, collar-attached	3		
Shirts, white, soft double cuff	2		
Shirts, white, tropical	3		

(continued overleaf)

ROYAL NAVY AND ROYAL MARINES UNIFORM REGULATIONS

Annex 3C continued

SCALE 2 (continued)

	On entry	Notes
Shoes, black leather, officers'	2 prs	
Shoes, gymnasium	2 prs	
Shorts, blue PT	1 pr	
Shorts, sports, white	1 pr	
Shoulder badges, RN officers' EP wire or Midshipmen's pattern	2 prs	
Shoulder straps, gold lace or Midshipmen's pattern	1 pr	
Socks, thin, black	4 prs	
Socks, thick, black	2 prs	
Stockings, wool, thick, blue	2 prs	
Stockings, white, cotton and wool	3 prs	
Sweater, white	2	
Ties, black, polyester	2	
Tie, evening, double-ended	1	
Trousers, blue working	2 prs	(b)
Trousers, working, worsted/polyester	2 prs	
Vests, gymnasium, cadets'	2	
<i>d. Items to be provided by officer</i>		
Braces, elastic	1 pr	
Brush, clothes	1	
Brush, shoe, cleaning	1	
Brush, shoe, polishing	1	
Towels, hand	4	

3. Tropical outfit (see BR 96)

Tropical uniform, as detailed in Scale 1, para. 4, is to be issued to all officers at para. 1 above on first occasion of need.

4. Personal loan items (see BR 96)

Bag, kit	1	(c)
Boots, combat, high	1 pr	
Boots, DMS, conductive, non-slip	1 pr	(d)
Discs, identity, with cord (kept with accessories /respirator)	2	
Overall combination suits, white (Engineer and Shipwright officers only)	3	

Notes

(a) Officers appointed to the rank of Acting Sub-Lieutenant or Acting Lieutenant *on entry* are paid a cash grant to allow for the purchase of these items before joining BRNC Dartmouth. Officers entered at BRNC Dartmouth in the following ranks only:

Midshipmen GL and SL (X, E and S) (NCE)

Midshipmen SL (AIR)

Midshipmen (UCE) GL (X, E and S) (Deferred UCE)

Midshipmen (UCE) GL (X, E and S) (January and May entries)

are given a cash grant four months after entry in order that they may equip themselves with these items of made-to-measure uniform.

(b) In the case of Midshipmen promoted from rating, the number of these items that they were required to maintain in their compulsory kits as ratings is to be withdrawn on joining BRNC.

(c) Midshipmen only; to be retained until first joining a ship or establishment as Sub-Lieutenant.

(d) One pair of boots, DMS, conductive, non-slip are to be issued on personal loan to officers appointed afloat provided they are not already in possession of a serviceable pair of boots of this pattern. These boots are not for wear ashore except when specifically authorised.

Annex 3C continued

SCALE 3. SUBORDINATE OFFICERS ENTERED AT BRNC DARTMOUTH FOR UNIVERSITY TRAINING (UNIVERSITY CADETSHIP ENTRY) OR APPOINTED TO MEDICAL OR DENTAL CADETSHIPS OR TO PRE-REGISTRATION YEAR COMMISSIONS

1. Entitlement to scale

Officers who are given the following ranks on entry are entitled to the Uniform Outfit listed at para. 2 below:

- Midshipmen (UCE) GL (X, E and S) (Direct University Cadetship Entry)
- Surgeon Sub-Lieutenants
- Surgeon Sub-Lieutenants (D)
- Acting Surgeon Lieutenants (appointed to pre-registration year commissions)

2 Basic outfit

a. Items provided by means of cash grant:

		<i>On entry</i>	<i>On joining BRNC after graduation/registration</i>	<i>Notes</i>
Blue diagonal serge undress uniform suit (jacket and trousers)	}	1	—	(d)(e)
Blue barathea undress uniform suit (jacket and trousers)		—	1	(d)
Blue barathea mess jacket		—	1	(d)
Blue barathea mess trousers		—	1 pr	
White mess waistcoat		—	1	
Trunk		—	1	
<i>b. Outfitters' items (made-to-measure) provided under special contract:</i>				
Blue diagonal serge undress uniform suit (jacket and trousers)		1	—	(d)(f)
<i>c. Items issued from Service stocks:</i>				
Badge, beret, RN officers'		1	—	
Badge, cap, RN officers', embroidered		1	1	
Bag, travelling		1	—	
Bags, linen		1	1	
Beret, blue, RN		1	—	
Blouse, worsted/polyester, blue		1	—	(a)(f)
Boots, ankle		1 pr	—	
Cap, plastic		1	1	
Coats, Dental officers', temperate	}	—	6	(c)
Coats, Dental officers', tropical				
Coats, overall, men's, white		—	4	(b)
Collars, stiff		4	—	
Collars, winged (Medical cadets: 2)		3	3	
Cummerbund, black		1	—	
Gloves, brown cape		—	1 pr	
Jacket, windproof		—	1	
Jersey, wool, heavy		1	—	
Jersey, sports, white		1	—	
Knife, clasp		1	—	
Lanyards, knife		2	1	
Raincoat, man's, RN		1	—	
Shirts, blue, working		2	1	
Shirts, evening, collar-attached		—	2	
Shirts, evening, stiff-fronted		—	1	
Shirts, white, collar-attached		3	—	
Shirts, white, soft double cuff		2	—	
Shirts, white, tropical		3	3	
Shoes, black leather, officers' (Medical cadets: 1 pr)		2 prs	—	

ROYAL NAVY AND ROYAL MARINES UNIFORM REGULATIONS

Annex 3C continued

SCALE 3 (continued)

	On entry	On joining BRNC after graduation/registration	Notes
Shoes, gymnasium	1 pr	1 pr	
Shorts, blue PT	1 pr	1 pr	
Shoulder badges, RN officers' EP wire or Midshipmen's pattern	1 pr	1 pr	
Shoulder straps, gold lace, or Midshipmen's pattern	1 pr	—	
Socks, thin, black	2 prs	2 prs	
Socks, thick, black	1 pr	1 pr	
Stockings, wool, thick, blue	2 prs	—	
Stockings, white, cotton and wool	—	3 prs	
Sweater, white	1	1	
Ties, black, polyester	1	1	
Tie, evening, double-ended	1	—	
Trousers, blue working	2 prs	—	
Trousers, working, worsted/polyester	1 pr	1 pr	
Vests, gymnasium, cadets'	2	—	
<i>d. Items to be provided by officer</i>			
Braces, elastic	—	1 pr	
Brush, clothes	—	1	
Brush, shoe cleaning	—	1	
Brush, shoe polishing	—	1	
Towels, hand	2	2	

3. Tropical outfit (see BR 96). Tropical uniform, as detailed in Scale 1, para. 4, is to be issued to all officers at para. 1 above on first occasion of need.

4. Personal loan items (see BR 96)

Bag, kit	1	—	
Boots, combat, high	—	1 pr	
Boots, DMS, conductive, non-slip	1 pr	—	(g)
Discs, identity, with cord (kept with air gas respirator)	—	2	
Overall combination suits, white (Engineer and Shipwright officers only)	3	—	

Notes

- (a) With Midshipmen's turnbacks as appropriate.
- (b) Medical officers only.
- (c) Officers are allowed either type or any combination of both, within their entitlement of 6.
- (d) With Midshipmen's turnbacks or distinction lace, according to rank at time of issue.
- (e) Medical and Dental officers only.
- (f) Excluding Medical and Dental officers.
- (g) Boots, DMS, conductive, non-slip are to be issued on personal loan to officers appointed afloat provided they are not already in possession of a serviceable pair of boots of this pattern. These boots are not for wear ashore except when specifically authorised.

Un. 6 NBC h

Annex 3C continued

SCALE 4. RN CHAPLAINS

1. Basic outfit

	Scale
<i>a. Items provided by means of cash grant</i>	
Blue barathea undress uniform suit (jacket and trousers)	1
Blue diagonal serge undress uniform suit (jacket and trousers)	1
Blue barathea mess jacket	1
Blue barathea mess trousers	1 pr
Mess cassock waistcoat	1
Scarf, clerical	1
Trunk	1
	}
	(made to measure)
<i>b. Items issued from Service sources</i>	
Badge, beret, Chaplains', embroidered	1
Badge, cap, Chaplains', embroidered	1
Bag, travelling	1
Beret, blue, RN	1
Boots, ankle	1 pr
Cap, plastic, Chaplains'	1
Gloves, brown cape	1 pr
Jacket, windproof	1
Jersey, wool, heavy	1
Raincoat, man's RN	1
Shirts, blue, working	2
Shirts, white, collar-attached	3
Shirts, white, soft double cuff	5
Shoes, black leather, officers'	2 prs
Shoulder badges, Chaplains'	2 prs
Socks, thin, black	4 prs
Socks, thick, black	2 prs
Stockings, white, cotton and wool	3 prs
Tie, black, polyester	1
Trousers, blue working	1 pr
Trousers, working, worsted/polyester	2 prs
<i>c. Additional items issued from Service sources (not required to be maintained)</i>	
Jersey, sports, dark blue	1
Jersey, sports, white	1
Knife, clasp	1
Lanyards, knife	2
Shoes, gymnasium	1 pr
Shorts, blue, PT	1 pr
Shorts, sports, white	1 pr
Stockings, wool, thick, blue	2 prs
Sweater, white	1
Trousers, working dress, cotton, blue	1 pr
Vests, gymnasium, cadets'	2
<i>d. Items to be provided by officer</i>	
Towels, hand	3

2. Tropical outfit (for further instructions, see BR 96)

<i>a. Item provided by means of cash grant</i>	
Cassocks, white	2

(continued overleaf)

ROYAL NAVY AND ROYAL MARINES UNIFORM REGULATIONS

Annex 3C continued

SCALE 4 (continued)

	<i>Scale</i>	<i>Notes</i>
<i>b. Items (made to measure) provided under the general port contract</i>		
Jackets, mess, white drill	3	
Trousers, white drill, officers'	1 pr	
Tunic, white drill, officers'	1	
<i>c. Items issued from Service sources</i>		
Bush jackets, white drill, officers'	2	
Trousers, white drill, officers'	2 prs	
Belt buckles	2	
Belt hooks	4	
Buttons, anodised, RN officers', size 1	9	} with split ring
Buttons, anodised, RN officers', size 2	16	
Sandals, leather, MCS	1 pr	
Shirts, white tropical	6	
Shoes, tropical, officers'	1 pr	
Shoes, white canvas, PVC soled	1 pr	
Shorts, white tropical, officers'	6 prs	
Shoulder straps, chaplains'	1 pr	
Socks, white wool	6 prs	
Stockings, white cotton and wool	3 prs	

3. Personal loan (see BR 96)

Boots, DMS, conductive, non-slip <i>N&C</i>	1 pr	(a)
Discs, identity, with cord (kept with anti-gas respirator)	2	

Ch. 6

Notes

- (a) One pair of boots, DMS, conductive, non-slip are to be issued on personal loan to officers appointed afloat provided they are not already in possession of a serviceable pair of boots of this pattern. These boots are not for wear ashore except when specifically authorised.

SCALE 5. ADDITIONAL ITEMS FOR NAVAL OFFICERS (INCLUDING CHAPLAINS) SERVING WITH ROYAL MARINES FIELD UNITS

	<i>RN and RNR Officers (including Chaplains) serving in RM Commando Units and at CTCRM, including personnel under training at CTCRM</i>	<i>RNR Officers attached to RMR units</i>
1. Items issued from Service sources		
Badge, beret, Chaplains', embroidered	1 (e)	1 (e)
Beret, blue, RN	1 (d)	1 (d)
Beret, green	1 (a)	1 (a)
Belt, blue, RN	1	—
Boots, ankle, DMS	1 pr	1 pr
Defenders, ear – Gunfender	1 pr	—
Drawers olive, drab	2 prs (b)	—
Flashes, 'Royal Navy'	2	2
Gloves, knitted polyester, olive drab	1 pr	—
Holdall	1	—
Jersey, wool, heavy, olive drab	1	1
Knife, fork and spoon set	1	—
Knife, clasp	1	—
Lanyard, blue	—	1
Lanyard, white	1	—
Puttee, short	1 pr	—
Shirts, combat	2	2
Socks, polyester, olive drab	3 prs	2 prs
Stockings, khaki	3 prs (c)	—
Towels, hand, green	2 (b)	—
Trousers, cotton drill, olive drab	2 prs	1 pr
Vests, olive drab	2 (b)	—

Notes

- (a) To be issued to RN and RNR officers on Commando qualification.
- (b) To be issued on personal loan.
- (c) To be provided as required and only whilst tropical outfits include olive drab hats, shirts, shorts and trousers on personal loan from unit holdings.
- (d) RNR Chaplains only.
- (e) RNR Chaplains only when issued with a blue beret. An additional badge may be issued to all Chaplains on qualification for a green beret.

SCALE 6. RNR OFFICERS (EXCEPT CHAPLAINS)

1. Basic outfit

a. Items (made-to-measure) provided by means of cash grant

Blue barathea undress uniform suit (jacket and trousers) with distinction lace

All Lists

Notes

1

b. Items issued from Service sources

Badge, beret, RN officers'

1

(a)

Badge, cap, RN officers', embroidered

1

Beret, blue, RN

1

(a)

Boots, ankle

1 pr

(a)

Cap, plastic, officers'

1

Collars, stiff

2

Collars, winged

3

Jacket, windproof, ~~RN officers'~~

—

(b)

Jersey, wool, heavy

1

Raincoat, man's RN

1

Shirts, blue, working

2

(a)

Shirts, white, collar-attached

3

(c)

Shirts, white, soft double cuff

1

Shoes, black leather, officers'

1 pr

Shoulder badges, RNR officers', rayon

2 prs

Socks, black (THICK OR THIN)

2 prs

Ties, black

2

Ties, evening, double-ended

1

Trousers, blue, working

1 pr

(a)

Trousers, working, worsted/polyester, officers'

1 pr

2. Personal Loan Items (see BR 96)

Boots, DMS, conductive, non-slip

1 pr

(j)

Overall, combination suit, white

1

(h)

3. Tropical outfit

Bush jacket, white drill, RN officers'

2

(d) & (g)

Belt buckle

2

Belt hooks

4

Buttons, anodised, RN officers' size 1, with split ring

4

Buttons, anodised, RN officers' size 2, with split ring

10

Jacket, mess, white drill (made-to-measure)

1

Cummerbund, black

1

Sandals, leather, MCS

1 pr

(e)

Shirts, white, tropical, officers'

4

Shoes, tropical, officers'

1 pr

Shoes, white canvas, PVC soled

1 pr

(f)

Shorts, white, tropical officers'

4 prs

Shoulder straps, gold lace/Midshipman

1 pr

Socks, wool, thin, white

2 prs

Stockings, white, cotton and wool

2 prs

Trousers, white drill, officers'

2 prs

(d)

Notes

(a) Not for List 5 officers.

(b) Optional for all officers.

(c) List 5 officers - 2 only.

(d) The senior RNR officer and Commanding Officer of RNR Minesweepers may be issued with one ready-made white drill tunic and trouser suit with 5 anodised buttons, size 1, for ceremonial wear.

(continued overleaf)

ROYAL NAVY AND ROYAL MARINES UNIFORM REGULATIONS

Annex 3C continued

SCALE 6 *(continued)*

- (e) To be issued only to List 1 officers during a period of 9 months or more continuous training.
- (f) List 1 officers only.
- (g) Officers serving in HMS *Calpe* are to be issued with only one ready-made bush jacket, one belt buckle and one belt hook and one ready-made tunic and one extra button, size 1, for ceremonial wear.
- (h) Lists 3 and 4 Engineer Officers only.
- (i) One pair of boots DMS, conductive, non-slip, are to be issued on personal loan to officers appointed afloat provided they are not already in possession of a serviceable pair of boots of this pattern. These boots are not for wear ashore except when specifically authorised.

SCALE 7. RNR CHAPLAINS

1. Basic Outfit

	All Lists	Notes
<i>a. Items provided by means of cash grant</i>		
Blue baratheca undress uniform suit (jacket and trousers) (made-to-measure)	1	(a)
Scarf, clerical	1	
<i>b. Items issued from Service sources</i>		
Badge, cap, Chaplains' embroidered	1	
Boots, ankle	1 pr	(a)
Cap, plastic, Chaplains'	1	
Jacket, windproof, RN officers'	—	(b)
Jersey, wool, heavy	2	(c)
Raincoat, man's RN	1	
Shirts, blue, working	2	(f)
Shirts, white, collar-attached	2	
Shirts, white, soft double cuff	1	
Shoes, black leather, officers'	1 pr	
Shoulder badges, Chaplains'	2 prs	
CH 5. Socks, black (THICK OR THIN)	2 prs	
Tie, black	1	
Trousers, blue, working	1 pr	(f)
Trousers, working, worsted/polyester, officers'	2 prs	(d)

2. Tropical Outfit (for further instructions, see BR 96, App 15, para 51.)

	Lists 3 and 4 only	
<i>a. Items provided by means of cash grant</i>		
Cassocks, white	2	
<i>b. Items issued from Service sources</i>		
Bush jacket, white drill, RN officers	2	(e)
Belt buckle	2	
Belt hooks	4	
Buttons, anodised, RN officers' size 1, with split ring	4	
Buttons, anodised, RN officers' size 2, with split ring	10	
Jacket, mess, white drill (made-to-measure)	1	
Shirts, white, tropical, officers'	4	
Shoes, white, tropical, officers'	1 pr	
Shorts, white, tropical officers'	4 prs	
Shoulder straps, Chaplains'	1 pr	
Socks, wool, thin, white	2 prs	
Stockings, white cotton and wool	2 prs	
Trousers, white drill, officers'	2 prs	

Notes

- (a) Not for List 5 Chaplains
 (b) Optional for all Chaplains
 (c) List 3 and 4 Chaplains – one only.
 (d) Not for List 3 and 4 Chaplains
 (e) Officers serving in HMS CALPE are to be issued with only one ready-made bush jacket, one belt buckle and one belt hook and one ready-made tunic and one extra button, size 1, for ceremonial wear.
 (f) List 3 and 4 Chaplains only.

Chapter 4

Naval Ratings

Articles

ORDERS OF DRESS AND OCCASIONS ON WHICH WORN

- 0401 Table of Dresses
- 0402 – 0409 Spare

BADGES

- 0410 Rating badges
- 0411 Cap and beret badges
- 0412 Good conduct badges
- 0413 Branch, specialist qualification and skill badges
- 0414 Stars and crowns
- 0415 Background and attachment of badges
- 0416 Badges to be worn on various garments
- 0417 Armlets
- 0418 SD List candidates
- 0419 Shoulder flashes
- 0420 – 0449 Spare

ROYAL NAVAL RESERVE RATINGS

- 0450 Royal Naval Reserve ratings' uniform
- 0451 – 0499 Spare

Annexes

4A TABLE OF DRESSES

- 1 Temperate climates
- 2 Hot climates
- 3 Additional items of uniform which may be worn
- 4 Badges to be worn on various garments
- 5 Buttons to be worn on uniform garments

4B SPECIAL DRESSES

- 1 Boats' crews
- 2 Postmen and orderlies
- 3 Escorts and prisoners on passage
- 4 Physical training instructors' working dress
- 5 Cook ratings' working dress

(continued overleaf)

- 6 Steward ratings' working dress
- 7 Uniform for ratings serving in North America
- 8 White web equipment for ceremonial purposes
- 9 White gloves for ceremonial occasions
- 10 Volunteer bands
- 11 Evening dress for Warrant Officers, Chief Petty Officers and Petty Officers
- 12 Royal Yacht Service
- 13 Ratings attached to Royal Marines' units
- 14 Uniform for senior ratings appointed to Diego Garcia
- 15 Ratings serving with the Submarine Flotilla

4C KIT SCALES

- Scale 1 RN ratings' compulsory kits
 Scale 2 RN ratings' optional kits
 Scale 3 RNR ratings
 Scale 4 Chinese ratings entered locally abroad: compulsory kits
 Scale 5 Other ratings entered locally abroad

4D GRATUITOUS ISSUES OF BADGES AND BUTTONS

ORDERS OF DRESS AND OCCASIONS ON WHICH WORN

0401. Table of dresses

1. The Dress Tables, together with a list of additional items which may be worn, are given in Annex 4A. Numbers are assigned to these Dresses for convenience when referring to them.
2. Details of certain special Dresses are given in Annex 4B.

0402 – 0409. Spare

BADGES

0410. Rating badges

1. WARRANT OFFICER

- a. The Warrant Officer (Royal Arms) badge in gold wire is worn on both cuffs of blue uniform jackets and mess jackets with the bottom point of the badge 5in from the end of the sleeve.
- b. An anodised metal version of the Royal Arms badge is worn on both sleeves of white tunics and mess jackets with the bottom of the badge 3½in above the end of the sleeve.
- c. Detachable sleeve-type shoulder badges with the Royal Arms embroidered in multi-coloured rayon on black are worn on the white collar attached temperate shirt, white tropical shirt, blue heavy wool jersey, RN raincoat and blue working shirt. Except that:
 - (i) the anodised badge on a white strap is worn on the right wrist with white tropical shirts without shoulder flaps;
 - (ii) a gilt metal version of the Royal Arms badge is worn centrally in the tie with white temperate shirts without shoulder flaps (immediately below the V of the lapels when a jacket is worn).
- d. Warrant Officers are also distinguished by their cap badge (*see* 0411).

2. CHIEF PETTY OFFICER

- a. CPO's are distinguished by their cap badge (0411), the position of their branch or specialist qualification badges (0413) and the three large gilt or anodised buttons worn horizontally on each cuff of blue jackets and white tunics.
- b. Detachable sleeve-type shoulder badges consisting of laurel leaves round a foul anchor with crown above woven in gold on black are worn on the white collar-attached temperate shirt, white tropical shirt, blue heavy wool jersey, RN raincoat and blue working shirt. Except that a gilt metal badge with the same design is worn:
 - (i) on each side of the shirt collar, centrally between the points and top edge, with white tropical shirts without shoulder flaps;
 - (ii) centrally in the tie with white temperate shirts without shoulder flaps (immediately below the V of the lapels when a jacket is worn).

3. **PETTY OFFICER.** Detachable sleeve-type shoulder badges consisting of crossed fowl anchors surmounted by a crown woven in red on black are worn on the white collar-attached temperate shirt, white tropical shirt, blue heavy wool jersey, RN raincoat and blue working shirt. Except that a gilt metal badge is worn centrally in the tie with white temperate shirts without shoulder flaps (immediately below the V of the lapels when a jacket is worn).
4. **LEADING RATING.** Detachable sleeve-type shoulder badges consisting of a fowl anchor vertical woven in red on black are worn on the blue heavy wool jersey, RN raincoat and blue working shirt.
5. Except as above, rating badges are worn by Petty Officers and Leading ratings on the left arm with the centre of the badges midway between the point of the shoulder and the point of the elbow. When the rating badge is worn together with one or more good conduct badges the base of the rating badge is to be in line with the upper points of the first good conduct badge and the centre of the total device is to be midway between point of shoulder and point of elbow.
6. Wear of tie badges on white collar-attached temperate shirts is to cease by 31 December, 1989.
7. On foul weather clothing, detachable sleeve-type shoulder badges with the above designs are worn on both shoulders. Those for Warrant Officers are woven in gold on black; those for CPOs, POs and Leading ratings are printed in blue on white.
8. On combat dress and military working dress Warrant Officers wear either a black-on-green or an anodised version of the Royal Arms badge in the same manner as RM Warrant Officers. CPOs wear a black-on-green badge consisting of laurel leaves round a fowl anchor with crown above on the left arm, mid-way between the shoulder and the elbow.

0411. Cap and beret badges

1. **CAP BADGES** are embroidered as follows:
 - a. *Warrant Officers.* Silver fowl anchor encircled by two narrow gold rings within a gold laurel wreath and surmounted by a gold and silver crown.
 - b. *Chief Petty Officer.* Silver fowl anchor encircled by a narrow gold ring within a narrow gold laurel wreath and surmounted by a gold crown.
 - c. *Petty Officer.* Silver fowl anchor encircled by two narrow gold rings and surmounted by a gold crown.
 - d. *Other ratings not dressed as seamen.* Fowl anchor in two narrow rings, surmounted by a crown, all in red.
2. Beret badges for Warrant Officers, CPOs and POs are similar to the cap badge but in metal. Leading ratings and below wear a metal beret badge consisting of a silver fowl anchor in a narrow gold ring, except when appointed for service with Royal Marines units (*see Annex 4B*) when they are to wear the red 'Class III' cap badge.

0412. Good conduct badges

1. V-shaped stripes, $\frac{1}{2}$ in wide, angled 135 degrees, 5in across top of V, worn point downwards. Not worn by Warrant Officers and Chief Petty Officers but worn by all other ratings entitled to them. Worn on the left arm. When good conduct badges are worn without any rating badge the centre of the device is to be midway between the point of shoulder and point of elbow. When more than one good conduct badge is worn, the distance between them is to be $\frac{1}{2}$ in, measured perpendicularly.

0413. Branch, specialist qualification and skill badges

1. Branch badges and badges for specialist qualification within a branch (*see Chapter 15*) are not worn by Warrant Officers and Artificers, or by Leading Rate Artificer Candidates when in Class III uniform. They are worn by other ratings as follows:
 - a. By Chief Petty Officers on each side of the collar of the jacket, and immediately above the left breast pocket of blue shirts and overall suits. Additionally, an anodised badge is worn by MAAs on the right cuff of the white tunic immediately above the centre cuff button, and on a white wrist strap on the right arm in Nos. 2A, 7N and 10 Dresses and above the right cuff of heavy wool jerseys.
 - b. By other ratings on the right arm, the centre of the device being midway between the point of the shoulder and the point of the elbow.
 - c. Branch, specialist qualification and skill badges are not normally worn on heavy wool jerseys except as at a above and by Regulating POs and Leading Regulators, who wear a red embroidered crown on the right arm as in No. 2 Dress.
2. Badges for additional qualifications and special skills (*see Chapter 15*) are not worn by Warrant Officers and are worn on the right cuff by other ratings as follows:
 - a. By Chief Petty Officers $\frac{1}{4}$ in above the centre cuff button.

- b. By other ratings 1½in from the end of the sleeve.
- c. Ratings awarded the Airborne Missile Aimer's badge may wear at their option a printed blue on white version of the badge on the right breast pocket of their flying overalls.
- 3. Flying and parachutist badges (*see* Chapter 15) are worn as follows:
 - a. On the left cuff of blue jackets:
 - (1) By Warrant Officers – 1¼in above the rating badge.
 - (2) By Chief Petty Officers – ¼in above the centre gilt or anodised button.
 - (3) By other ratings – ½in from the end of the sleeve.
 - b. On blue and white jumpers – 1½in above the cuff or above end of sleeve of jumpers without cuffs.
 - c. On white tunics – 1½in above the left breast pocket or above the top row of medal ribbons when worn.
- 4. The submarine badge (*see* Chapter 15) is worn, by ratings who have successfully completed their Part III training, as follows:
 - a. *By ratings not dressed as seamen:*
 - (1) On blue uniform (except mess jacket) – centrally ¼in above the top row of medal ribbons. In the absence of medal ribbons, it is to be worn on the left breast, level with the point of the lapel.
 - (2) On white uniform (except mess jacket) – as for blue uniform except, if no medal ribbons are worn, centrally 1½in above the left breast pocket.
 - (3) On mess jackets (worn optionally, by senior rates only) – as for blue uniform except, if no medal ribbons are worn, centrally on the left lapel, 1in below the point of the lapel.
 - b. *By ratings dressed as seamen:*
 - (1) On blue uniform – centrally ¼in above the top row of medal ribbons. In the absence of medal ribbons, it is to be worn on the left breast in a position 4½in vertically below the point of the shoulder.
 - (2) On white uniform – as for blue uniform.

The badge is not to be worn on any other garments.

- 5. A descriptive list of RN branch, special qualification and skill badges is given in Chapter 15.

0414. Stars and crowns

- 1. These are added to the basic branch and specialist qualification badges shown in 0439.1 to indicate certain classes of qualification.
- 2. For an interim period the arrangements are in process of change and are not the same for all branches. They are:

- a. *For the Operations, PT, Family Services and Engineering Branches*

Badges are to be worn as follows:

- (1) Basic device: on entering a sub-branch.
- (2) Basic device with star above: on qualifying professionally for Able rate.
- (3) Basic device with star above and star below: on qualifying professionally for Leading rate.
- (4) Basic device with crown above: on qualifying professionally for Petty Officer.
- (5) Chief Petty Officers attain no additional professional qualification and wear the basic device with crown above.

The Operations and the PT Branches no longer include the Instructor rate but ratings qualified as Instructors before 1 January 1975 may continue to wear the former Instructor's badges, with crown above basic device and 2 stars – disposed vertically – below, for the remainder of their service.

- b. *For Other Branches*

Badges are to be worn as follows:

- (1) Basic device on entering a sub-branch.
- (2) Basic device with star above: for Petty Officers and below with 'star' or 3rd Class Specialist Qualification or with Technical Qualification for Able rating.*
- (3) Basic device with star above and star below: for Petty Officers and below with 2nd Class Specialist Qualification or with Technical Qualification for Leading rating.*
- (4) Basic device with crown above: Chief Petty Officers on lower rate of pay or with Specialist Qualification below 1st Class; Petty Officers qualified for higher rate of pay; Petty Officers and confirmed Leading ratings with 1st Class Specialist Qualification.
- (5) Basic device with crown above and one star below: Chief Petty Officers qualified for higher rate of pay or with 1st Class Specialist Qualification.

- 3. CPOs' badges have a smaller basic device and crown to facilitate wear on the lapels.

- 4. When there are both a letter and a star below the basic device the letter is situated below the star.

* Not applicable to Regulating, Supply and Secretariat or Medical Branches.

0415. Background and attachment of badges

1. Embroidered badges are to be mounted on a foundation before attachment to garments: gold and red on navy blue cloth or serge, blue on white drill. The thread used for sewing the badge to its foundation is to be yellow, red, or blue to correspond with the colour of the badge. The Volunteer Bandsman's badge, a metal lyre, should preferably also be mounted on cloth or drill.
2. For good conduct badges the edges of the foundation are to be quite plain and are to be $\frac{1}{8}$ in from the badge. For Warrant Officers' and Chief Petty Officers' collar badges the foundation is to be cut to the shape of the collar: for other badges it is to remain as supplied from Service stocks. The thread used for sewing the foundation onto the garment is to be black for blue garments, white for others.

0416. Badges to be worn on various garments

1. A table specifying the types of badges to be worn on particular items of uniform is given in Annex 4A.

0417. Armlets

1. NAVAL PATROL ARMLET. Ratings temporarily employed on regulating branch or patrol duties are to wear the naval patrol armlet on the left cuff, or on the left wrist when long-sleeved garments are not worn, whilst actually on duty. The armlet is white with a blue border and has a blue and red crown between the letters 'N' and 'P' in blue.
2. PETTY OFFICERS' ARMLET. An armlet, design as for para. 1 but without the letters, is worn by Petty Officers when required on the left upper arm of the watchcoat.

0418. SD List candidates

1. SD List candidates are to wear a curved white flash 1in by 4in on both sleeves of blue uniform suits in a position immediately below the seam of the sleeve and the shoulder. A 1in white 'sleeve' is to be worn on both shoulder straps of foul-weather garments.

0419. Shoulder flashes

1. Shoulder flashes lettered 'Royal Navy' in white on blue are worn on both shoulders on khaki uniform, whenever worn, unless otherwise ordered.

0420 - 0449. Spare

ROYAL NAVAL RESERVE**0450. Royal Naval Reserve ratings' uniform**

1. This is the same as that for the RN except that:
 - a. A flash lettered 'Royal Naval Reserve' in white on blue is worn on the left arm of blue uniform, immediately below the shoulder seam.
 - b. Badges are worn as for corresponding RN ratings, but with certain additions as shown in BR 60, *RNR Regulations*.

0451 - 0499. Spare

Annex 4A

Table of Dresses

1. TEMPERATE CLIMATES

DRESS	DESCRIPTION OF DRESS		OCCASIONS FOR WEAR
	FOR MEN NOT DRESSED AS SEAMEN (CLASSES I AND III)	FOR MEN DRESSED AS SEAMEN (CLASS II)	
No. 1	<p>Blue diagonal serge suit. Gold badges. Medal ribbons (medals on ceremonial occasions). Cap. White collar-attached shirt. Black day tie. Black boots or shoes. (Boots when gaiters are worn).</p>	<p>Blue diagonal serge suit with integral black scarf. Gold badges. Medal ribbons (medals on ceremonial occasions). Seamen's blue collar. Lanyard. Cap. Vest, cotton, uniform. Seaman's jersey under the jumper when ordered. Black boots or shoes. (Boots when gaiters are worn).</p>	<p>Full ceremonial, inspections, special occasions of ceremony as ordered. On leave or proceeding on leave in uniform.</p>
No. 2	<p>Blue diagonal serge suit. Red badges. Medal ribbons. Cap. White collar-attached shirt. Black day tie. Black boots or shoes. (Boots when gaiters are worn).</p>	<p>Blue diagonal serge suit with integral black scarf. Red badges. Medal ribbons. Lanyard. Seamen's blue collar. Cap. Vest, cotton uniform. Seaman's jersey under the jumper when ordered. Black boots or shoes. (Boots when gaiters are worn).</p>	<p>Sundays at sea and in harbour until Pipe Down (thereafter at the discretion of the Senior Officer) and for ceremonial at sea unless No. 1 Dress is ordered. On leave or proceeding on leave when uniform is required unless No. 1 Dress is ordered. Duty men on the upper deck, unless otherwise ordered. Duty boatcrews and men proceeding on shore on duty are to wear this dress when the rest of the ship's company are in No. 8 Dress.</p>

DRESS	DESCRIPTION OF DRESS		OCCASIONS FOR WEAR
	FOR MEN NOT DRESSED AS SEAMEN (CLASSES I AND III)	FOR MEN DRESSED AS SEAMEN (CLASS II)	
No. 2N	Blue diagonal serge or worsted/polyester trousers. White collar-attached shirt. Black day tie. Black boots or shoes. Cap.	Blue diagonal serge or worsted/polyester trousers. Vest, cotton, uniform. Black boots or shoes. Cap.	May be ordered as required for wear ashore when blue uniform is appropriate. Not to be worn: <ul style="list-style-type: none"> a. On formal or semi-formal occasions when No. 1 or No. 2 Dress is appropriate. b. For travel on public rail, road, air, or water transport. c. As a general rule in public places. Exceptionally, this Dress may be worn whilst ashore within the locality of Service establishments during normal working hours, including home to duty travel by whatever means, with minor stops en route.
No. 2J	Blue diagonal serge or worsted/polyester trousers. White collar-attached shirt. Black day tie. Heavy wool jersey. Black boots or shoes. Cap.		May be ordered as required for wear ashore by Warrant Officers, CPOs, and POs when blue uniform is appropriate, and on the same occasions as 2N Dress above. CINCFLEET is authorised to relax the wearing of ties at sea when the heavy wool jersey is to be worn with unbuttoned shirt, collar over the neck opening.
No. 4	White tropical shirt. Blue diagonal serge or worsted/polyester trousers. Beret or cap as ordered.	Any clean article of uniform other than No. 8 suits and overalls.	On board in evenings and wet weather.

NAVAL RATINGS

Annex 4A continued

DRESS	DESCRIPTION OF DRESS		OCCASIONS FOR WEAR
	FOR MEN NOT DRESSED AS SEAMEN (CLASSES I AND III)	FOR MEN DRESSED AS SEAMEN (CLASS II)	
No. 8	Blue FR Cotton working shirt. Blue FR Cotton working trousers. Black boots or shoes. Cap or beret as ordered.	Blue FR Cotton working shirt. Blue FR Cotton working trouser. Black boots or shoes. Cap or beret as ordered.	<ol style="list-style-type: none"> 1. In ships at sea in other than hot climates for general working wear and for all ordinary duties except <ol style="list-style-type: none"> a. When No. 1, 2, 2N, 2J or 4 Dress is ordered. b. By Duty Men in harbour. c. As otherwise ordered by CINCFLEET. 2. Ordinary occasions of duty and working ashore as ordered but not outside a ship, naval base, or establishment except by working parties moving in formed bodies or travelling in motor transport. 3. At action stations in conjunction (if necessary) with other clothing when ordered. <p>Worsted/polyester trousers may be worn ashore when working conditions permit.</p>
No. 8J	Blue FR Cotton working shirt. Blue FR Cotton working trousers. Heavy wool jersey. Black boots or shoes. Cap or beret as ordered.	Blue FR Cotton working shirt. Blue FR Cotton working trousers. Heavy wool jersey. Black boots or shoes. Cap or beret as ordered.	<p>For wear on the same occasions as No. 8 Dress above.</p> <p>The shirt collar is to be worn outside the neck opening of the jersey.</p> <p>Worsted/polyester trousers may be worn ashore when working conditions permit.</p>
No. 9	<p>FCPO – White overall suit Other ratings – Blue overall suit Beret or blue working cap</p>		<p>For particularly dirty work or when clothing is likely to be contaminated with paint, grease, etc. (Additional warm clothing, if required, to be worn under the overalls.)</p>
No. 11	<p>This Dress is dormant pending introduction of the Action Coverall into Service. See No. 8 Dress</p>		

2. HOT CLIMATES

DRESS	DESCRIPTION OF DRESS		OCCASIONS FOR WEAR
	FOR MEN NOT DRESSED AS SEAMEN (CLASSES I AND III)	FOR MEN DRESSED AS SEAMEN (CLASS II)	
No. 2A	Blue diagonal serge trousers or worsted/polyester trousers. White tropical shirt. Cap. Black boots or shoes.		In hot climates by Warrant Officers, CPO's and PO's only at the discretion of the Senior Officer.
No. 6	White drill suit (tunic and trousers). Medals. White socks. Cap. White shoes or black boots or shoes as ordered.	White drill suit (jumper and trousers). Medals. Uniform cotton vest. Black scarf. Lanyard. White socks. Cap. White shoes or black boots or shoes as ordered.	In hot climates instead of No. 1 Dress. Ratings landed in formed parties under arms are to wear black boots.
No. 7	White drill suit. Medal ribbons. White socks. White shoes or black boots or shoes, as ordered. Cap.	White drill suit. Medal ribbons. Uniform cotton vest. Black scarf. Lanyard. White socks. White shoes or black boots or shoes, as ordered. Cap.	In hot climates instead of No. 2 Dress.
No. 7N	White drill trousers. White tropical shirt. Cap or beret as ordered. White socks. White shoes (black boots or shoes may be worn in bad weather).	White drill trousers. Vest, cotton, uniform. Cap or beret as ordered. White socks. White shoes (black boots or shoes may be worn in bad weather).	In hot climates as an alternative to No. 10 Dress. As an informal shore-going rig at senior officers discretion.
No. 7A	White drill trousers. White collar-attached shirt. Black day tie. White socks. White shoes.		Warrant Officers, CPO's and PO's only at the discretion of the Senior Officer as an alternative to No. 7 Dress when the occasion does not demand No. 7 but plain clothes are inappropriate.

NAVAL RATINGS

Annex 4A continued

DRESS	DESCRIPTION OF DRESS		OCCASIONS FOR WEAR
	FOR MEN NOT DRESSED AS SEAMEN (CLASSES I AND III)	FOR MEN DRESSED AS SEAMEN (CLASS II)	
No. 10	White tropical shirt White tropical shorts Cap or beret as ordered Warrant Officers, CPO's, PO's White stockings White shoes (At the discretion of the senior naval officer present blue stockings and black shoes may be worn. In adverse weather conditions black shoes may be worn with white stockings) Other ratings: Blue stockings Black boots or shoes	Uniform cotton vest White tropical shorts Blue stockings Black boots or shoes Cap or beret as ordered	In hot climates on ordinary occasions of duty and working when white uniform is appropriate Sunday routine at sea in harbour. Ceremonial at sea unless No. 6 or 7 Dress is ordered At Commander-in-Chief's discretion, under conditions of great heat, white canvas shoes with white socks or sandals may be worn.
No. 10A	Blue FR cotton working shirt Blue tropical shorts Blue stockings Black boots or shoes or sandals without stockings Beret		In hot climates on ordinary occasions of duty and working as ordered.

3. ADDITIONAL ITEMS OF UNIFORM WHICH MAY BE WORN

1. **Berets.** May be worn as ordered by Commanders-in-Chief:
 - a. For working purposes ashore or afloat with Nos. 8, 9 and 10A Dresses.
 - b. With uniform at sea including entering and leaving harbour.
 - c. With No. 4 Dress at Senior Officers' discretion.
2. **Gloves.** Except as laid down for ceremonial (Annex 4B), blue woollen gloves may be worn by all ratings on and off duty. Warrant Officers, Chief Petty Officers and Petty Officers may be permitted to wear brown leather gloves on duty at the discretion of Commanding Officers. All ratings ashore and off duty may wear brown leather gloves instead of blue woollen gloves.
3. **Jerseys.** The Seamen's jersey may be worn under the blue jumper with square rig when ordered in particularly cold conditions with Nos. 1 and 2 Dresses. RNR ratings are to wear a heavy wool jersey when a warm garment is necessary.
4. **Knife.** The clasp knife is to be worn on a lanyard attached to the waist by seamen branch ratings in Class II uniform when in working dress or tropical rig ordered as working dress. The wearing of the knife on the lanyard is otherwise optional.
5. **Master-at-Arms' Sword.** Masters-at-Arms in possession of the appropriate pattern sword should wear it with No. 1 or No. 6 Dress on occasions when officers wear swords. (See BR 96 for loan arrangements.)
6. **Overcoats.** May be worn by ratings on duty at the discretion of the Commanding Officer and on leave at the option of the wearer. The blue seamen's collar is worn *inside* the overcoat.

7. **Raincoats** may be worn by ratings on duty and on leave in cold and wet weather.
8. **Slippers** may be worn with night clothing and at such other times as may be authorised by the Commander-in-Chief.
9. **Watchcoats** are provided on individual loan for the purposes defined in Annex 3A-3.
10. **White scarves** may be worn with overcoats or raincoats by ratings in Class I and III uniform on duty and by all ratings on leave. White scarves may also be worn with night clothing by Warrant Officers, Chief Petty Officers and Petty Officers not required for duty, subject to local orders.
11. **Windproof working jackets** may be worn with No. 8 Dress as additional protection against inclement weather. They should not be ordered for dirty work.

4. BADGES TO BE WORN ON VARIOUS GARMENTS

GARMENTS	BADGES TO BE WORN	COLOUR OF BADGES
Blue uniform jackets and jumpers	Rating, good conduct, branch, specialist and other qualification and skill badges	Gold on No. 1 Dress, otherwise red
White tunics and jumpers	Rating, good conduct, branch, specialist and other qualification and skill badges	WOs and Master-at-Arms badges anodised; others embroidered blue
Blue working shirt	Rating, branch and SQ badges only	Detachable sleeve-type woven shoulder rate badges; printed blue branch and SQ badges
Heavy wool jersey	Rating badge only except for Master-at-Arms, Regulating PO and Leading Regulator branch badges	Detachable sleeve type woven shoulder rate badges, Masters-at-Arms wear the anodised metal crown-in-wreath badge on a white wrist strap above the right cuff. Regulating POs and Leading Regulators wear the red embroidered crown on the right arm as on No. 2 suits
Vest, cotton, uniform PT vest and sweater (PTIs only)	Rating badge only Branch badge	Embroidered blue on white. Embroidered blue on white, worn centrally on the chest
Overalls	Rating, branch and SQ badges only	Printed blue
Foul weather clothing	Rating badge only	Detachable sleeve-type shoulder rate badges
Flying clothing	Rating badge only	Printed blue on white
White collar attached temperate shirt and white tropical shirt	Rating badge only	Detachable sleeve-type woven shoulder rate badges
Raincoat	Rating badge only	Detachable sleeve-type woven shoulder rate badges

NAVAL RATINGS

Annex 4A continued

5. BUTTONS TO BE WORN ON UNIFORM GARMENTS

GARMENT	WEARER	UNIFORM BUTTONS WORN					
		TYPE	FOREPARTS			CUFFS	
			1 1/8in	7/8in	9/16in	7/8in	9/16in
Jacket, Class I and III, blue diagonal serge	WO	Anodised	—	6	—	—	—
	CPO	Anodised	—	6	—	6	—
	PO	Anodised	—	6	—	—	4
	Ldg. Artificer	Anodised	—	6	—	—	2
	Act. Ldg. Art.	Anodised	—	6	—	—	2
	Art. Candidate	Anodised	—	6	—	—	2
	Art. Apprentice	Anodised	—	6	—	—	—
	Other ratings	Black	—	6	—	—	—
Jacket, mess, blue	WO	Anodised	—	6*	—	—	—
	CPO	Anodised	—	6*	—	6	—
	PO	Anodised	—	6*	—	—	—
Jacket, mess, white							
Overcoat	WO	Anodised	10	—	—	—	—
	CPO	Anodised	10	—	—	—	—
	PO	Anodised	10	—	—	—	—
	Ldg. Artificer	Anodised	10	—	—	—	—
	Act. Ldg. Art.	Anodised	10	—	—	—	—
	Art. Candidate	Anodised	10	—	—	—	—
	Art. Apprentice	Anodised	10	—	—	—	—
	Other ratings	Black	10	—	—	—	—
Tunic, white drill Class I and III	WO	Anodised	—	4	—	—	—
	CPO	Anodised	—	4	—	6	—
	PO	Anodised	—	4	—	—	—
	Ldg. Artificer	Anodised	—	4	—	—	—
	Act. Ldg. Art.	Anodised	—	4	—	—	—
	Art. Candidate	Anodised	—	4	—	—	—
	Art. Apprentice	Anodised	—	4	—	—	—
	Other ratings	White	—	4	—	—	—
Waistcoat, Class I and III, blue diagonal serge	WO	Anodised	—	—	6	—	—
	CPO	Anodised	—	—	6	—	—
	PO	Anodised	—	—	6	—	—
	Ldg. Artificer	Anodised	—	—	6	—	—
	Act. Ldg. Art.	Anodised	—	—	6	—	—
	Art. Candidate	Anodised	—	—	6	—	—
	Art. Apprentice	Anodised	—	—	6	—	—
	Other ratings	Black	—	—	6	—	—
Watchcoat	Officers and ratings	Black	5	—	—	—	—

* Including 2 for link

Annex 4B

Special Dresses

1. **Boats' crews.** Crews of boats are to be dressed as ordered in the Dress of the Day or in the Station Orders, except as follows:
 - a. Crews of boats conveying officers (except Officer of the Guard) who are in Nos. 1 or 1W Dresses are to wear No. 1 or No. 6 Dress, unless otherwise directed by the Senior Officer on account of weather.
 - b. Crews of boats calling alongside foreign men-of-war are to wear No. 2 or No. 7 Dress at all times of day, except when conveying the Officer of the Guard in dark hours, when night clothing may be worn.
 - c. Gymnasium shoes may be worn as ordered.
2. **Postmen and orderlies.** Ratings employed out of their ships or establishments as postmen or orderlies are to wear web belt, anklets and boots. All ratings cycling on duty are to wear anklets and boots. The belts and anklets are to be supplied on temporary loan.
3. **Escorts and prisoners on passage.** Except where civilian clothing is mandatory, escorts are to wear No. 2 or No. 7 dress with white web belt, boots, anklets and naval Patrol armlets. When possible prisoners should also wear No. 2 or No. 7 dress.
4. **Physical training instructors' working dress.** Serge trousers, elastic belt, gymnasium vest (trimmed with blue), sweater, track suit (blue), gymnasium shoes.
5. **Cook ratings' working dress**
 - a. *Warrant Officers, CPOs and PO Cooks:* White tropical shirt; blue and white check trousers or white tropical shorts in very hot conditions; boots; cooks' apron; uniform cap. Cooks' cap, Warrant Officers, CPO/PO pattern (issued on loan as required) to be worn by Instructors at cookery schools and at cookery demonstrations and exhibitions.
 - b. *Leading Cooks and below:* Cooks' knitted shirt; blue and white check trousers or white tropical shorts in very hot conditions; boots; cooks' apron; cooks' cap (Class II).
6. **Steward ratings' working dress**
 - a. All Steward ratings wear normal uniform for working purposes.
 - (1) WHEN BLUE UNIFORM IS WORN:
 - (a) On formal occasions No. 1 Dress
 - (b) For everyday wear No. 2N Dress
 - (2) WHEN WHITE UNIFORM IS WORN:
 - (a) On formal occasions No. 6 Dress
 - (b) For everyday wear No. 2N, No. 7N or No. 10 Dress
 - b. Exceptionally, special Dresses are worn by junior Steward ratings serving in the wardroom of the Royal Yacht (*see* para. 12 below) and by locally entered junior Steward ratings of the Hong Kong Port. The Dresses worn by the latter are as follows:

- (1) WHEN BLUE UNIFORM IS WORN:
 - (a) *On formal occasions* – White collar-attached shirt
Bow tie
Navy blue trousers
Black cummerbund
 - (b) *For everyday wear* – White tropical shirt
Navy blue trousers
Black cummerbund
- (2) WHEN WHITE UNIFORM IS WORN:
 - (a) *On formal occasions* – White tropical shirt
Navy blue trousers
Black cummerbund
 - (b) *For everyday wear:*
 - Daytime – No. 10 Dress
 - Evening – White tropical shirt
Navy blue trousers
Black cummerbund

7. Uniform for ratings serving in North America

- a. The summer working rig for Class I and III ratings is khaki trousers, khaki shirt, black boots or shoes and black socks. Warrant Officers and CPOs are to wear metal collar badges of rank. POs are to wear red rate badges.
- b. In addition, ratings whose appointment is for nine months or more may provide themselves with a lightweight blue uniform suit in diagonal serge, in solid worsted or in worsted/polyester. Red rate badges are to be worn.
- c. Further information, including the scale of issue, is contained in BR 96, *Stores Accounting and Storekeeping Manual*

8. White web equipment for ceremonial purposes. Whitened web equipment (belts and anklets) is to be worn by guards of honour. Its use upon other occasions, e.g. by patrols or sentries, is to be at the discretion of the senior officer, having regard to climate and weather conditions.

9. White gloves for ceremonial purposes. Between the 1 October and the 30 April, white cotton gloves are to be worn by guards of honour at important ceremonial occasions in the United Kingdom, viz.:

- a. London ceremonial.
- b. Ceremonies at which representative detachments of two or more of the Armed Services are paraded.
- c. When the Queen's Colour is paraded and at such other ceremonies as may be ordered by the Defence Council, Admiralty Board or Commanders-in-Chief.

10. Volunteer bands. At the discretion of senior officers, members of volunteer bands when parading as such may wear the normal uniform of their respective ratings or, to achieve uniformity of dress, men who are normally not dressed as seamen may wear Class II uniform provided on loan (*see* BR 96).

11. Evening dress for Warrant Officers, Chief Petty Officers and Petty Officers

- a. The following dress may be worn on an optional basis by Warrant Officers, Chief Petty Officers and Petty Officers on certain formal evening occasions:
 - (1) WHEN BLUE UNIFORM IS WORN
Blue worsted serge mess jacket
Miniature medals or miniature medal ribbons as appropriate
Black silk cummerbund (RN officers' pattern)
No. 1 Dress blue trousers
Black evening tie (officers' pattern)
Shirt either soft white or soft with marcella front and cuffs or soft with ribbed front and cuffs
Collar soft turned down (to match shirt front)
Black socks
Black leather shoes, uniform pattern.

Annex 4B continued

- (2) **WHEN WHITE UNIFORM IS WORN**
 White mess jacket
 Rate badges are worn as detailed in 0410: exceptionally, a miniature gold on blue rating badge is to be worn on the left arm of Petty Officers' mess jackets.
- b. Alternatively when blue uniform is worn senior rates may wear No. 1 Dress, negative medals, with a black bow tie or No. 6 Dress, negative medals, as appropriate, but with full-size medal ribbons in each case.
- c. For descriptions of the mess jackets *see* Chapter 15.
- d. Distinguishing badges are not to be worn on this dress except by Masters-at-Arms, who are to wear a gold MAA's badge (in miniature if available) on the right cuff of the mess jacket above the buttons.
- e. When wear of mess jackets is approved, miniature medals will be worn by senior rates on all occasions other than mess functions attended only by RN personnel, when miniature medal ribbons will be worn.
- f. Approval for the wearing of this dress will in every instance be at the discretion of the Commanding Officer, or senior officer where more than one ship or establishment is concerned, and will normally be given only in respect of organised evening social functions taking place in, or sponsored by, HM ships or establishments or in other Service messes and at functions organised by civic authorities for the Services when appropriate.

12. Royal Yacht Service. The following special dresses are worn by ratings serving in the Royal Yacht:

- a. *General*
- (1) **CLASS II RATINGS' NO. 1 DRESS.** Blue diagonal serge jumper, coat-style, with slide fastener front closure, shaped to the body, bottom edge in line with fork. 12in to 15in V-neck front opening according to height of wearer. Worn with separate black scarf, tapes and lanyard. Blue diagonal serge trousers with fall front and black silk back lacing.
- (2) Shoulder flashes lettered 'ROYAL YACHT' are provided for wear on both blue and white uniform jackets and on working dress garments.
- (3) Miniature shoulder flashes lettered 'ROYAL YACHT' are provided for wear by Senior Yachtsmen on their mess undress jackets.
- b. *Working Dress*
- (1) **CLASS II RATINGS.**
 Seamen's jersey with white on blue badges or uniform cotton vest with blue on white badges worn with blue diagonal serge or blue working dress trousers as ordered, and gym shoes. Shirts, knitted, cooks, are worn instead of jerseys or uniform cotton vests by ratings employed in the Royal Yacht scullery.
- (2) **CLASS I AND III RATINGS.**
 White tropical shirts with blue on white badges, if appropriate worn with blue diagonal serge or blue working dress trousers, as ordered, and gym shoes.
- (3) **STEWARDS RATINGS BELOW PETTY OFFICER EMPLOYED IN ROYAL APARTMENTS.**
 Made-to-measure white drill stewards tunic of battledress blouse style with open neck, blue on white badges, white collar attached shirt, black uniform tie, blue diagonal serge trousers Class III and black glace shoes.
- (4) **WARDROOM STEWARDS BELOW PETTY OFFICER.**
 The following special Dresses are worn:
- (a) *When blue uniform is worn:*
- (i) On formal occasions – No. 1 Dress or
 No. 2N Dress with cummerbund
- (ii) For everyday wear:
 Daytime – No. 2N Dress
 Evening – No. 2N Dress with cummerbund
- (b) *When white uniform is worn:*
- (i) On formal occasions – No. 2N Dress with cummerbund
- (ii) For everyday wear:
 Daytime – No. 10 Dress
 Evening – No. 2N Dress with cummerbund
- c. Full details of the scale of gratuitous and personal loan issues are shown in BR 96.

13. Ratings attached to Royal Marines units

- a. As a general rule, RN personnel in RM units are to wear RN uniform. Exceptionally:
 - (1) RN personnel in commando units, including CTCRM, and
 - (2) RN Medical Branch ratings only, in other RM units, may wear combat dress on operations or field exercises, and military working dress on appropriate occasions when ordered locally.
- b. Shoulder flashes lettered 'ROYAL NAVY' in white on blue are to be worn on olive green heavy wool jerseys.
- c. Military working dress on these occasions is to comprise combat shirts, a blue, RN pattern belt, olive green polyester/cotton trousers and an olive green heavy wool jersey when required. Black boots, puttees and khaki socks are to be worn with this dress, together with the green beret for Commando qualified personnel or otherwise a blue RN pattern beret. The Class III red cap badge is worn on the beret.
- d. On combat dress and military working dress rank and rate badges are worn as follows:
 - (1) RN Warrant Officers black on green, or anodised badges, in the same manner as RM warrant officers.
 - (2) CPOs, POs and Leading rates; black on green badges on the left arm, mid-way between the shoulder and elbow.
- e. White on blue 'ROYAL NAVY' shoulder flashes are to be worn on olive green heavy wool jerseys, but other specialist, branch and special skill badges are not to be worn with combat dress, military working dress or on the navy blue heavy wool jersey.
- f. Other RN personnel serving in RM units are to wear RN uniform on all occasions.
- g. Full details of the scale of gratuitous and personal loan issues are contained in BR 96, *Stores Accounting and Storekeeping Manual*.

14. Uniform for senior ratings appointed to Diego Garcia

- a. The following working rig is to be worn by senior ratings appointed to Naval Party 1002 at Diego Garcia:
 - Shirt, short-sleeved, khaki
 - Shorts, khaki
 - Socks, khaki
 - Cap, cover, khaki
 - Belt, khaki
 - Buckle, brass
 - Cap, forage, fore and aft
 - Boots, jungle
- b. The RN beret badge is to be worn on the forage cap. Collar badges are to be worn to display rate.
- c. Further information, including the scale of issue, is contained in BR 96, *Stores Accounting and Storekeeping Manual*.

Annex 4C

Kit Scales

SCALE 1. RN RATINGS' COMPULSORY KITS

- CLASS I *Men not dressed as Seamen. Warrant Officers and Chief Petty Officers.*
- CLASS II *Men dressed as Seamen. Ratings below PO of all branches except Artificers; also Acting POs with less than 12 months to serve and Local Acting POs who do not, in either case, elect to change their rig.*
- CLASS III *Men not dressed as Seamen. Petty Officers (except those Acting POs and Local Acting POs who elect not to change their rig), Acting Leading Artificers, Leading Artificers and Leading Rate Artificer Candidates on commencement of common training with Acting Leading Artificers.*

		Class I	Class II	Class III	Notes
1. Basic kit					
<i>a. Items provided from Service sources</i>					
Jacket, blue diagonal serge double-breasted	} Class I or Class III	2	—	2	(e)
Trousers, blue diagonal serge		2 prs	—	2 prs	
Jumper, blue diagonal serge		—	2	—	} (a)
Trousers, blue diagonal serge, CI II		—	2 prs	—	
Badges, cap		1	—	1	
Badges, beret		1	1	1	
Beret, blue		1	1	1	
Boots, ankle		1 pr	1 pr	1 pr	(b)
Caps, plastic		1	1	1	
Cap ribbon, wire letters		—	1	—	(c)
Case, suit		1	1	1	
Collars, seamen's, blue, modernised		—	2	—	
Jacket, windproof		1	1	—	
Jersey, seamen's		—	1	—	(h)
Jersey, wool, heavy		1	1	1	
Lanyard, knife		—	1	—	
Mug, polypropylene, green		1	1	1	
Pillow slips, cotton		2	2	2	
Raincoat, man's RN		1	1	1	
Sheets, ratings		3	3	3	
Shirts, blue, working, collar-attached		2	2	2	(g)

(continued overleaf)

Annex 4C continued

	Class I	Class II	Class III	Notes
Shirt, polyester/cotton, collar-attached, white	3	—	3	
Shoes, black leather, seamen's	1 pr	1 pr	1 pr	
Shoes, gymnasium, white	—	1 pr	1 pr	
Socks, thin, black, or Stockings, blue	2 prs	2 prs	2 prs	
Socks, thick, black, or Stockings, blue (new entrants: 2 prs Socks)	2 prs	2 prs	2 prs	
Socks, white	2 prs	2 prs	2 prs	
Ties, black, polyester	2	—	2	
Trousers, blue working	2 prs	2 prs	2 prs	(g)
Trousers, working, worsted/polyester	1 pr	1 pr	1 pr	
Type for marking clothes	—	1	1	
Vests, cotton, uniform, Cl II	—	2	—	
b. Personal items to be provided by the rating				
Brush, clothes	—	1	1	
Brush, shoe, cleaning	—	1	1	
Brush, polishing	—	1	1	
Pajama suits	2	2	2	
Towels, hand	—	2	2	
Trunks or drawers, plain cotton	3 prs	3 prs	3 prs	
Vests, plain cotton	3	3	3	

a.6

2. Additional items for certain ratings

a. Seamen				
Knife, clasp	—	1	—	
Lanyard, knife	—	1	—	
b. Artificer, Artificer candidate and Mechanic ratings and Apprentices in the Engineering Branches				
Cap, blue, working	1	1	1	
c. Catering Accountants and Cook ratings				
Shirts, knitted, cooks	—	4	—	
Shirts, white, tropical (Catering Accountants: Nil)	4	—	4	(d)
Trousers, cooks	4 prs	4 prs	4 prs	
d. Stewards and Catering Accountants				
Vests, cotton, uniform, Cl II	—	2	—	

3. Additional items for new entrants
(not required to be maintained after completion of initial training)

a. All new entrants				
Boots, ankle, DMS	—	1 pr	1 pr	(k)
Gloves, knitted, blue	—	1 pr	1 pr	
Jacket, windproof	—	—	1	
Jersey, seamen's	—	—	1	
Shirt, blue, working, collar-attached	—	—	1	
Shirt, knitted, cooks	—	2	2	
Shoes, black leather, seamen's	—	1 pr	1 pr	
Shorts, sports, white	—	1 pr	1 pr	
Shorts, PT, blue	—	1 pr	1 pr	
Stockings, nylon, blue (for recreational purposes)	—	2 prs	2 prs	
Vests, cotton, uniform, Cl II	—	1	—	

(continued overleaf)

NAVAL RATINGS

Annex 4C continued

	Class I	Class II	Class III	Notes
<i>b. To be provided by the rating</i>				
Housewife, filled, mens'	—	1	1	
Scissors	—	1 pr	1 pr	
Towel, hand	—	1	2	
4. Tropical clothing				
<i>(issued on first occasion of requirement)</i>				
Jumpers, white drill	—	1	—	
Sandals, leather, MCS	1 pr	1 pr	1 pr	
Scarf, black	—	1	—	
Shirts, white tropical	2	—	2	
Shoes, white canvas, PVC-soled	1 pr	1 pr	1 pr	
Shorts, tropical, blue drill (Cook ratings: 1)	2 prs	2 prs	2 prs	
Shorts, tropical, white drill (Cook ratings: 3, Steward ratings below PO: 3)	2 prs	2 prs	2 prs	
Stockings, wool, thin blue (ratings below PO only)	—	2 prs	2 prs	
Stockings, white, cotton and wool (Warrant Officers, CPOs and POs only)	2 prs	—	2 prs	
Trousers, white drill	2 prs	2 prs	2 prs	
Tunics, white drill	1	—	1	(f)
Vests, cotton, uniform, CI II (Stewards and Catering Accountants - nil)	—	2	—	
5. Personal loan items				
<i>(for further instructions, see BR 96)</i>				
<i>a. All ratings</i>				
Bag, kit	1	1	1	
Boots, DMS, conductive, non-slip	1 pr	1 pr	1 pr	(j)
Discs, identity, with cord (kept with anti-gas NBC-respirator)	2	2	2	
Overall combination suits, blue or white		(for allowances see BR 96)		
<i>b. Leading Patrolmen</i>				
Armpit, patrol	—	1	—	
<i>c. Air Maintenance ratings (if not provided with boots, non-slip)</i>				
Shoes, gymnasium	1 pr	1 pr	1 pr	
<i>d. Catering Accountants and Cook ratings</i>				
Aprons, food handlers'	6	6	6	
Boots, DMS, conductive, non-slip	1 pr	1 pr	1 pr	
Caps, cooks', CI II	—	4	—	
<i>e. Butchers</i>				
Boots, DMS, conductive, non-slip	1 pr	1 pr	1 pr	
<i>f. Steward ratings</i>				
Aprons, food handlers'	—	2	—	
6. Items subject to periodic re-issue				
Physical Training Instructors				
Belts, elastic, gymnasium	2	2	2	
Shoes, gymnasium, white	1 pr	1 pr	1 pr	
Sweaters, white	2	2	2	
Track suit (blouse and trousers), blue	1	1	1	
Trousers, serge, gymnasium	2 prs	2 prs	2 prs	
Vests, cotton, gymnasium	4	4	4	

(continued overleaf)

Annex 4C continued

	<i>Class I</i>	<i>Class II</i>	<i>Class III</i>	<i>Notes</i>
7. Manuals of Instructions				
Men below Leading Rating, All Branches:				
BR 1938 <i>Naval Ratings' Handbook</i>	—	1	1	
Seamen, Communications Ratings and Naval Air- men (Aircraft Handlers):				
BR 67/1 <i>Seamanship Manual</i> , Vol 1	—	1	—	
Seamen Recommended for Leading Seaman:				
BR 67/2 <i>Seamanship Manual</i> , Vol 2	—	1	—	
Communications Ratings:				
BR 232(2) <i>Signal Card</i>	—	1	—	
Engine Room Artificers and Mechanics:				
BR 3000 <i>Engineering Manual</i>	—	—	1	
Engineering Mechanic Ratings:				
BR 3003(1) <i>Naval Marine Engineering Practice</i> , Vol 1	—	1	—	
Medical Ratings:				
BR 888 <i>Naval Medical Branch Ratings' Handbook</i>	—	1	1	

Notes

- (a) New entrants are to be provided with one ready-made diagonal serge suit on entry and a second ready-made diagonal serge suit at the end of Part 1 Training.
- (b) The leather-soled and heeled boots issued to new entrants are to be fitted locally with metal boot protectors before issue, but all metal protectors are to be removed before the ratings are drafted to sea.
- (c) Issued on first joining each ship and establishment.
- (d) Issued gratuitously on advancement to Petty Officer Cook.
- (e) Artificer Apprentices are provided with one ready-made double-breasted diagonal serge suit on entry and a second ready-made double-breasted diagonal serge suit at the end of the first training term.
- (f) On the first occasion only Warrant Officers appointed to ships and establishments where white uniform is worn should be given a free issue of one white drill tunic.
- (g) Cook ratings who entered the Service prior to 26 March 1976 may continue to maintain one set of No. 8 Dress.
- (h) RN Class II ratings compulsory kits are to include one seamen's jersey by 31 October 1986
- (j) One pair of boots DMS, conductive, non-slip are to be issued on personal loan to ratings drafted to sea provided they are not already in possession of a serviceable pair of boots of this pattern. These boots are not for wear ashore except when specifically authorised.
- (k) The army pattern DMS ankle boots have toe caps and are not to be worn with Naval uniform. They may, however, be worn for such activities as Resource and Initiative Training or when other special circumstances demand.

NAVAL RATINGS

Annex 4C continued

SCALE 2. RN RATINGS' OPTIONAL KITS

	Class I	Class II	Class III	Notes
Bag, toilet	1	1	1	(a)
Bag travelling	1	1	1	
Belt, waist, blue	1	—	—	
Belt, waist, white	1	1	1	
Boots, ankle, or Shoes, black, leather	1 pr	1 pr	1 pr	
Braces	1 pr	—	1 pr	}
Brush, clothes	1	—	—	
Brush, hair	1	1	1	
Brush, shaving	1	1	1	
Brushes, shoe, cleaning or polishing	3	1	1	
Brush, tooth	1	1	1	
Caps, plastic	—	2	—	
Cap ribbons	—	2	—	
Collars, evening (winged or soft)	2	—	2	(c)
Collar, seamen's blue	—	1	—	
Collars, stiff or semi-stiff	6	—	6	
Collar badges	1 pr	—	1 pr	
Comb, hair	1	1	1	(b)
Cummerbund, black	1	—	1	(c)
Gloves or mitts, blue woollen	1 pr	1 pr	1 pr	
Gloves, brown leather	1 pr	1 pr	1 pr	
Handkerchiefs, white	12	8	8	}
Housewife, filled, men's	1	1	1	
Jackets, blue diagonal serge, double-breasted	4	—	3	
Jacket, mess, blue	1	—	1	(c)
Jacket, mess, white	1	—	1	(c)
Jacket, windproof	1	—	1	
Jersey, seamen's	—	1	—	
Jumpers, blue diagonal serge	—	2	—	
Jumpers, white drill	—	2	—	
Knife, clasp (except seamen)	—	1	—	
Lanyards, knife	—	3	—	
Medal ribbons, miniature	1 set	—	1 set	(b), (c)
Overcoat	1	1	1	
Pyjama suit	3	3	3	(b)
Razor	1	1	1	(b)
Sandals, leather MCS	1 pr	—	—	
Scarf, plain white	1	1	1	(b)
Scarves, black	—	2	—	
Scissors	1 pr	1 pr	1 pr	(b)
Shirts, blue, working, collar-attached	2	2	2	
Shirts, white, collar-attached	2	—	2	
Shirt, evening, soft-fronted	1	—	1	(c)
Shirts, knitted, cooks'	3	2	3	
Shirts, white, soft, double-cuff	3	—	3	
Shirts, white tropical	2	—	2	
Shoes, gymnasium	1 pr	1 pr	1 pr	
Shoes, white canvas, PVC-soled	1 pr	1 pr	1 pr	
Shorts, white or blue drill, tropical	2 prs	2 prs	2 prs	
Shorts, white, lightweight	2 prs	2 prs	2 prs	
Slippers, black leather, or Shoes, black leather	1 pr	1 pr	1 pr	
Socks, thin, black	2 prs	2 prs	2 prs	
Socks, thick, black, or Stockings, blue	2 prs	2 prs	2 prs	
Socks, white, or Stockings, white	6 prs	—	6 prs	
Stockings, blue, or Socks, white	—	6 prs	—	

(continued overleaf)

Annex 4C continued

	<i>Class I</i>	<i>Class II</i>	<i>Class III</i>	<i>Notes</i>
Tie, evening	1	—	1	(c)
Ties, black	2	—	2	
Towels, hand (or Class I: 1 Towel, bath and 2 Towels, hand; Classes II and III: 1 Towel, bath)	4	2	2	
Trousers, blue working	2 prs	2 prs	2 prs	
Trousers, blue diagonal serge	4 prs	2 prs	4 prs	
Trousers, white drill	3 prs	3 prs	3 prs	
Trunks or Drawers, plain cotton	4 prs	4 prs	4 prs	(b)
Tunics, white drill	2	—	2	
Type for marking clothes	1	—	—	
Vests, plain cotton	3	2	2	(b)
Vests, cotton, uniform, C1 II	—	3	—	
Waistcoat, blue, diagonal serge	3	—	2	

Notes

- (a) Not a Service item: value for compensation taken as 20p.
 (b) Not a Service item.
 (c) Warrant Officers, CPOs and POs only.

Annex 4C continued

SCALE 3. RNR RATINGS

1. Basic Kit

	<i>Class I</i>	<i>Class II</i>	<i>Class III</i>	<i>Notes</i>
<i>a. Items provided from Service Sources</i>				
Jacket, blue diagonal serge, double breasted, Classes I and III	2	—	2	(a)
Trousers, blue diagonal serge, Classes I and III	2 prs	—	2 prs	(a)
Jumper, Class II, blue diagonal serge, modernised	—	2	—	(b)
Trousers, Class II, blue diagonal serge modernised	—	2 prs	—	(b)
Badges as necessary for jackets/jumpers, heavy wool jersey and No 8 dress	<i>c</i>	<i>c</i>	<i>c</i>	(c)
Badge, beret	1	1	1	
Badge, cap	1	—	1	
Badge, lapel	1	1	1	(e)
Beret, blue, RN	1	1	1	
Cap, plastic	1	1	1	
Cap, ribbon, gold wire, lettered ROYAL NAVAL RESERVE	—	1	—	(j)
Collar, seaman's blue, modernised	—	2	—	
Jersey, wool, heavy	1	1	1	(k)
Knife, clasp	—	1	—	
Lanyard	—	1	—	
Raincoat, man's, RN	1	1	1	
Shirt, white, collar attached	2	—	2	
Shirt, blue, working	2	2	2	
Shoulder flash, RNR	2	2	2	(m)
Shoes, black leather	1 pr	1 pr	1 pr	(n)
Socks, black (thick or thin)	2 prs	2 prs	2 prs	
Tie, black	1	—	1	
Trousers, blue, working	2 prs	2 prs	2 prs	
Vest, cotton, uniform, Class II	—	2	—	
<i>Naval Ratings Handbook (BR 1938)</i>	1	1	1	(o)

2. Additional Items for Certain Ratings

	<i>Class I</i>	<i>Class II</i>	<i>Class III</i>	<i>Notes</i>
<i>a. Postal reservists</i>				
Boots, ankle	1 pr	1 pr	1 pr	
<i>b. MEA(P)'s, MEA's, ML, ME, Mechanics and Marine Engineering Mechanics</i>				
Cap, blue, working	1	1	1	
<i>c. Seaman, ratings</i>				
Lanyard	—	1	—	

3. Provisional New Entry Scheme (see BR 60 Art 2310)

Details of limited kit (No 8's) to be issued during Probationary period:

	<i>Divisions</i>
Badge, beret	1
Beret, blue, RN	1
Boots, DMS, conductive, non-slip	1 pr
Jersey, wool, heavy	1
Shirt, blue, working	1
Socks, thick, black	2 prs
Trousers, blue, working	1 pr

4. Tropical Clothing (see Note q)

	Class I	Class II	Class III	Notes
Jumper, white drill	—	2	—	
Trousers, white drill, Class II	—	2 prs	—	
Tunics, white drill	2	—	2	
Trousers, white drill, Classes I & III	2 prs	—	2 prs	
Shirts, white tropical	2	—	2	
Shorts, tropical, white drill	2 prs	2 prs	2 prs	
Shorts, tropical, blue drill	2 prs	2 prs	2 prs	
Shoes, white canvas	1 pr	—	1 pr	(r)
Stockings, white cotton and wool	2 prs	—	2 prs	(r)
Stockings, wool, thin, blue	—	2 prs	2 prs	(s)
Letters, RNR, embroidered blue	2	2	2	(t)
Vest, cotton, uniform, Class II	—	2	—	

5. Personal Loan Items (for further instructions see BR 96)*a. All ratings*

Bag, kit	1	1	1	
----------	---	---	---	--

b. All ratings except postal reservists

Boots, ankle	1 pr	1 pr	1 pr	(u)
Boots, DMS, conductive, non-slip	1 pr	1 pr	1 pr	(u)

c. Artificer, WE and ME ratings

Overall, combination, suit	1	1	1	
----------------------------	---	---	---	--

d. Cooks (See Note v)

Caps, cooks	2	2	2	
Aprons, cooks	2	2	2	
Boots, DMS, conductive, non-slip	1 pr	1 pr	1 pr	

e. Boat's crews

Shoes, gymnasium, white	1 pr	1 pr	1 pr	(w)
-------------------------	------	------	------	-----

6. Replacements

The following items may be replaced during an enrolment period under the conditions of BR 60 Art 1535.3

All Ratings

Blue diagonal serge suit (or No 8 shirt and trousers)	1			
---	---	--	--	--

Boots, DMS, conductive, non-slip	1 pr	(Except Marine and Weapons Engineering Ratings see Note x)		
----------------------------------	------	--	--	--

Class II Ratings

Collar, seaman's, blue, modernised	1			
Lanyard	1			

*Notes***Basic Kit**

(a) One suit made to measure and one suit ready made for CPOS and POs; 2 suits ready-made for Artificers/Mechanicians 3rd class.

(b) Suits to be ready-made; ratings may however exercise the option of being credited with the value of one ready-made suit at Fleet Issuing Prices and take up a made-to-measure suit on repayment in lieu.

(c) One set of gold badges and one set of red badges.

(d) Spare.

(e) Lapel badges are only to be issued to those who desire them, a record being kept of all issues. Badges are to be withdrawn when a rating leaves the RNR in accordance with BR 60, Chapter 15, Arts 1508.3 and 1539.

(f) Spare.

(g) Spare.

(h) Spare.

Annex 4C continued

- (j) Ratings attached to an RNR Sea Training Centre may be issued with 1 gold wire cap ribbon bearing the ship name of their Sea Training Centre, in lieu of ribbons lettered ROYAL NAVAL RESERVE.
- (k) Ratings whose kits formerly included a blue pullover or a seaman's jersey may have it replaced by a heavy wool jersey together with rating badges as appropriate (*see Note c*) on re-enrolment when uniform is surveyed and completed to scale in accordance with BR 60, Chapter 15, Arts 1536 and 1538.
- (l) Spare.
- (m) The shoulder flash, ROYAL NAVAL RESERVE lettered in white, is to be worn on the left shoulder only of blue uniform suits.
- (n) An initial issue of 1 pair of shoes, black leather is to be made:
 - (1) to new entrants;
 - (2) to men re-enrolling if they have not been provided with a pair under the arrangements in paragraph *q* below.
 Ratings are to continue to maintain 1 pair of boots in their compulsory kits and 1 pair of shoes after these have been issued.
- (o) New entries without previous naval service only.
- (p) Spare.

Tropical Kit

- (q) White uniform is only to be issued to ratings undergoing continuous training in ships or establishments where tropical clothing is worn. Issues to scales are to be made on loan except for white shoes and stockings, which are to be issued gratuitously. Not more than one free issue of white shoes and stockings is to be made during any period of enrolment. In addition, ratings who have not previously been provided with black leather shoes in their initial kit or on re-enrolment (*see Note n* above) may be issued gratuitously with one pair of these black shoes on the first occasion that white uniform is issued.
- (r) Not for Artificers 3rd Class.
- (s) Class II and Artificers 3rd Class only.
- (t) To be worn on the left forearm of white uniform suits.

Personal Loan

- (u) The non-slip boots are suitable for wear with uniforms on all occasions except when gaiters are worn. When it is necessary for RNR ratings to form a naval guard they are to be issued with one pair of ankle boots on personal loan. Once issued, these boots may be retained by the individual for use on future occasions; loan issue is to be noted on kit lists.
- (v) Caps, aprons and boots are to be replaced free when no longer serviceable but not more than one of each article is to be replaced in any one period of enrolment, and replacements are to be made only in the third or subsequent years. See BR 60, Art 1429.4 for issues on temporary loan to ratings employed as cooks in sea tenders.
- (w) One pair of shoes, gymnasium, may be issued on personal loan to members of boats' crews only, on first embarkation for training in a MCMV. Replacement of shoes is to be not more than once during a period of enrolment.

Replacements

- (x) Marine and Weapons Engineering ratings are to be supplied with 1 pair of boots, DMS, conductive non-slip on personal loan. Replacement of these boots is to be made only when worn out and limited to not more than 1 pair per rating every 5 years.

SCALE 4. CHINESE RATINGS ENTERED LOCALLY ABROAD: COMPULSORY KITS

The kits to be issued to Chinese ratings on first entry at Hong Kong and to be maintained thereafter, are shown below. The ratings not dressed as Seamen are Chief Petty Officers, Petty Officers and all Artificer, Cook, Steward, Mess Boy and Medical ratings.

1. Basic kit

	HONG KONG		Notes
	<i>NOT</i> <i>Dressed as</i> <i>Seamen</i>	<i>Dressed as</i> <i>Seamen</i>	
<i>a. Items provided from Service sources</i>			
Badge, cap	1	—	
Badge, beret	1	1	
Beret	1	1	
Boots, ankle	1 pr	1 pr	
Buttons, 7/8in, gilt or white plastic, with split ring (CPOs 10)	4	—	
Caps, plastic	1	1	
Cap, ribbon, wire letters	—	1	(a)
Case, suit	1	1	
Collars, Seamen's, blue, modernised	—	2	
Jackets, double-breasted, blue diagonal serge	2	—	
Jersey, wool heavy	1	1	
Jumpers, blue diagonal serge	—	2	
Jumper, white drill (2 for ratings of HMS <i>Tamar</i> Seamen Guard)	—	1	
Lanyard, knife	—	1	
Sandals, leather, MCS	1 pr	1 pr	
Scarf, black	—	1	
Shirts, blue, working, collar-attached (Medical ratings nil; Mess boys 3)	2	2	(d)
Shirts, white, polyester/cotton, collar-attached (Cooks and Mess boys 2 only)	3	—	
Shirts, white tropical (CPO and PO Cooks 4)	2	—	
Shoes, black leather	1 pr	1 pr	
Shoes, white canvas, PVC-soled	1 pr	1 pr	
Shorts, blue drill, tropical (Cook ratings 1 only)	2 prs	2 prs	
Shorts, white drill, tropical (Cook ratings 3)	2 prs	2 prs	
C.H.S. Socks, blue thick black thick and/or thin	2 prs	2 prs	
Socks, white	2 prs	2 prs	
Stockings, blue (below PO)	2 prs	2 prs	
Stockings, white (CPOs and POs)	2 prs	—	
Tie, black polyester	1	—	
Trousers, blue, working (Medical ratings nil; Mess boys 3)	2 prs	2 prs	(d)
Trousers, blue diagonal serge, Class I and III	2 prs	—	
Trousers, blue, diagonal serge Class II	—	2 prs	
Trousers, white drill (Cook ratings 4; Steward ratings 2; HMS <i>Tamar</i> Seaman Guard 2)	1 pr	1 pr	
Trousers, working, worsted/polyester	1 pr	1 pr	
Tunics, white drill (Cook ratings 2)	1	—	
Type for marking clothes	1	1	
Vests, cotton, uniform, Class II	—	4	
<i>b. Personal items to be provided by the rating</i>			
Brush, clothes	1	1	
Brush, shoe cleaning	1	1	
Brush, shoe polishing	1	1	
Trunks or Drawers <i>PLAIN COTTON</i>	2	2	
Vests <i>PLAIN COTTON</i>	2	2	
Towels, hand	2	2	

NAVAL RATINGS

Annex 4C continued

2. Additional items for certain ratings

a. Engine Room Artificer and Engineering Mechanic ratings			
Cap, blue, working	1	1	
b. Cook ratings, below PO			
Shirts, knitted, cooks'	3	—	
c. Steward ratings, below PO			
Cummerbund, black	1	—	
Tie, evening, double-ended	1	—	

3. Badges and buttons. Badges and buttons may be provided gratuitously on first entry and on subsequent advancement, as appropriate to the scale of kit worn, in accordance with the general arrangements for RN ratings, see Annex 4D.

4. Personal loan items (for further instructions, see BR 96)

a. All ratings			
Bag, kit	1	1	
Boots, DMS, conductive, non-slip	1 pr	1 pr	(e)
Discs, identity, with cord	2	2	
(kept with anti-gas respirator)			
Overall combination suits			(for allowances see BR 96)
Raincoat	1	1	(b)
Pillow slips	2	2	}
Sheets, ratings'	3	3	
b. Cook, ratings			
Aprons, food handlers'	4	—	
Caps, cooks', Class II (Leading Cooks and below)	4	—	
c. Steward ratings (Leading Stewards and below)			
Aprons, food handlers'	2	—	

Notes

- (a) Issued on first joining each ship and establishment.
- (b) Ratings serving in northern waters. Other ratings if considered necessary.
- (c) These and other items of bedding, as necessary, to be issued, from a stock of marked bedding kept for the purpose, when ratings are accommodated in HM ships or Fleet establishments where bedding is required.
- (d) Cook ratings who entered the Service prior to 26 March 1976 may continue to maintain one set of No. 8 Dress.
- (e) One pair of boots DMS, conductive, non-slip are to be issued on personal load to ratings drafted to sea provided they are not already in possession of a serviceable pair of boots of this pattern. These boots are not for wear ashore except when specifically authorised.

SCALE 5. OTHER RATINGS ENTERED LOCALLY ABROAD

1. For other ratings entered locally abroad, not covered by Scale 4, the regulations for the issue of clothing are in the local Station Orders.

Annex 4D

Gratuitous issues of badges and buttons

ITEM	BELOW LR	LR	PO	CPO	WO
1. On advancement					
Cap badge	—	—(a)	—(a)	1	1
Beret badge	—	—(a)	—(a)	1	1
Rate badges: Shoulder, multi-coloured or red on black	—	2 prs	2 prs	2 prs	2 prs
Arm, gold on blue, embrd.	—	1	1	—	—
Arm, red on blue, embrd.	—	1	1	—	—
Arm, blue on white, embrd.	—	2(b)	—	—	—
Cuff, gold on blue, embrd.	—	—	—	—	4
Collar, metal	—	—	1	2	2
Branch/SQ badges: gold on blue embrd.	—	—	—	1pr	—
red on blue embrd.	—	—	—	1pr	—
blue on white printed	—	—	—	2(f)	—
Buttons, anodised, 1/16in	—	—(a)	—(a)	—	—
cuff, 7/8in	—	—	—	12	—
ADDITIONAL ISSUES FOR CERTAIN RATINGS					
<i>a. Artificer Apprentices on advancement to Acting Leading Artificer</i>					
Buttons, anodised, 1/16in	—	4	—	—	—
<i>b. Leading Artificers on advancement to Probationary Petty Officer Artificer</i>					
Cap badge	—	—	1	—	—
Beret badge	—	—	1	—	—
Buttons, anodised, 1/16in	—	—	4	—	—
<i>c. Cook ratings on advancement to Petty Officer</i>					
Rate badges, arm, blue on white, printed	—	—	4	—	—
<i>d. Ratings with overalls on personal loan</i>					
Rate badges, arm, blue on white, printed	—	1(d)	1(d)	1(d)	—
<i>e. Ratings with foul weather clothing on loan</i>					
Rate badges (provided on loan):					
Shoulder, blue on white, printed	—	1-pr 2	1-pr 2	1-pr 2	—
Shoulder, gold on black	—	—	—	—	1 pr
<i>f. Ratings with flying clothing on personal loan</i>					
Rate badges, arm, blue on white, printed	—	3	3	—	—

ITEM	BELOW LR	LR	PO	CPO	WO
2. On qualifying for, or on change of, Branch/Specialist Qualification badge					
Branch/SQ badge: gold on blue, embrd.	1	1	1	1 pr(k)	—
red on blue, embrd.	1	1(e)	1	1 pr (k)	—
blue on white, printed	2(f)	2(f)	2(f)	2(f)	—
ADDITIONAL ISSUES FOR CERTAIN RATINGS					
<i>a. Ratings with overalls on personal loan:</i>					
Branch/SQ badge, blue on white, printed	1(d)	1(d)	1(d)	1(d)	—
<i>b. Masters-at-Arms:</i>					
Badge, MAA, anodised	—	—	—	1	—
Strap, wrist, leather, white	—	—	—	1	—
<i>c. Physical Trainers (for gymnastic clothing):</i>					
Branch/SQ badges, blue on white, embrd.	7	7	7	7	—
3. On award of Good Conduct badge					
Good Conduct badges (set of 1, 2 or 3, as appropriate):					
Gold on blue, embrd.	1	1	1	—	—
Red on blue, embrd.	1	1	1	—	—
4. On award of Skill or other special badges					
Ad. Qual. or Special Skill badge:					
Gold on blue, embrd.	1	1	1	1	1
Red on blue, embrd.	1	1	1	1	1
5. On First Draft to a station where tropical clothing is worn, or on advancement or award of badge while serving on such a station					
Rate badges: Arm, blue on white, embrd.					
	—	3(g)	3	—	—
Cuff/wrist, Royal Arms, anodised					
	—	—	—	—	2
Strap, wrist, leather, white					
	—	—	—	—	1(h)
Branch/SQ badge, blue on white, embrd.	2 1	2 1	2 1	—	—
Good Conduct badges, blue on white (set of 1, 2 or 3, as appropriate)	2 1	2 1	2 1	—	—
Skill or other special badges, blue on white, embrd.	2 1	2 1	2 1	—	—
Buttons, anodised, with split ring:					
7/8in (for men not dressed as seamen)	4	4(j)	4(j)	4(j)	4(j)
7/8in (for cuffs)	—	—	—	6	—
7/16in*	—	—	2	2(j)	2(j)
Buttons, black horn, with split ring, 7/16in* (men below PO not dressed as seamen)					
	2	2(j)	—	—	—

* For wear on old pattern tropical shirts

NAVAL RATINGS

Annex 4D continued

Notes

- (a) Provision for cap and beret badges and buttons for ratings dressed as seamen, on advancement to Petty Officer and for Artificer Candidates on change of rig is included in the gratuity for change of rig.
- (b) Stewards and Catering Accountants - 4 (for Vests, cotton, uniform, Class II).
- (c) PO Cook only.
- (d) Per garment.
- (e) Leading Regulators - 1 additional for wear on heavy wool jersey.
- (f) Cook ratings - 1 or 2 as appropriate (*see* Note (g) to Annex 4C, Scale 1).
- (g) Stewards and Catering Accountants below PO - 1 only.
- (h) If not previously received as MAA.
- (j) If not previously received while serving in a lower rate.
- (k) On change of branch/SQ only.

6. Special badges for men, juniors and apprentices in training establishments

The special badges provided for wear by entitled ratings under training in training establishments are to be issued as follows on the first occasion of qualifying to wear them.

	<i>Gold</i>	<i>Red</i>	<i>Printed Blue</i>
<i>Naval Air Mechanics</i>			
Class Leader and Senior Class Leader	1	1	2
<i>Juniors (O) and Adult Ratings in HMS Raleigh</i>			
Branch badges	1	1	3
Skill and other special badges	1	1	—
<i>Apprentices</i>			
Coxswain and Helmsman	1	1	—
PO Apprentice	1	1	2*
	(Also 4 embroidered blue on white when issued with tropical outfit.)		
CPO Apprentice	2	2	4*
	(Also 8 embroidered blue on white when issued with tropical outfit.)		

* Plus 1 printed blue for each overall suit issued.

Chapter 7

Women Medical and Dental Officers

Articles

ORDERS OF DRESS AND OCCASIONS ON WHICH WORN

0701	Orders of Dress
0702	Uniform
0703	White coats
0704	Distinction in uniform of senior officers
0705 – 0725	Spare

WOMEN MEDICAL AND DENTAL OFFICERS SERVING IN THE RNR

0726	Uniform and rank distinction marks
0727 – 0799	Spare

Annexes

7A UNIFORM OUTFIT SCALES

Scale 1	Women Medical and Dental officers
Scale 2	Women Medical and Dental cadets
Scale 3	Women officers of the RCNC
Scale 4	Women Medical and Dental Officers serving in the RNR

ORDERS OF DRESS AND OCCASIONS ON WHICH WORN

0701. Orders of Dress

1. The Orders of Dress are the same as for officers of the Women's Royal Naval Service (Chapter 8).

0702. Uniform

1. The uniform worn is the same as that worn by Women's Royal Naval Service officers except that:
 - a. The RN officer's cap/beret badge is to be worn.
 - b. RN officers' distinctive marks of rank and branch are to be worn i.e.: gold lace rank stripes on cuffs and shoulder straps, with the appropriate distinction cloth: scarlet for Medical, orange for Dental, grey for RCNC.

0703. White coats (not RCNC officers)

1. White overall coats to the following pattern are worn. Polyester/cotton. Single breasted with a step collar to button four. Detachable buttons. Two hip patch pockets at front, left breast pocket, vent at centre back, two piece set-in sleeves, plain cuffs.

0704. Distinction in uniform of senior officers

1. Officers in the rank of Commander are distinguished by a single gold border at the top of the hatband.

0705 – 0725. Spare

WOMEN MEDICAL AND DENTAL OFFICERS SERVING IN THE RNR**0726. Uniform and rank distinction marks**

1. The uniform worn is the same as that worn by Women Medical and Dental officers but with the letter 'R' inside the curl of distinction lace.

0727 – 0799. Spare

Annex 7A

Uniform outfits

SCALE 1. WOMEN MEDICAL AND DENTAL OFFICERS

1. Basic outfit	Scale	Notes
<i>a. Items provided by means of a cash grant</i>		
Blue cloth uniform suit (jacket and skirt) with distinction lace and cloth (made to measure)	2	
Mess dress, skirt and bolero with distinction lace and cloth	1	(a)
Court shoes, black	1 pr	
Evening bag	1	
Tights, black	12 prs	(e)
Trunk	1	
<i>b. Items (made-to-measure) provided by means of a special contract</i>		
Skirt, working, worsted/polyester	1	
<i>c. Items issued from Service sources</i>		
Badge, hat, embroidered (RN officers' cap badge)	2	
Bag, shoulder, plastic, black	1	
Bag, travelling	1	
Blouse, mess dress	2	
Coat, overall	6 or 4	(b)
Collar, white, semi-stiff	4	
Gloves, brown cape, women's	1 pr	
Hat, tricorne	2	
Hatband (Commanders only)	2	
Jersey, wool, heavy, women's	1	
Liner, coat, women's	1	
Mess dress material, black	3.20 to 3.50 m	(a)
Raincoat, WRNS	1	
Shirt, white, WRNS	2	
Shirt, women's, collar attached, white	2	
Shoes, women's, black leather	2 prs	
Shoulder badges	1 pr	
Tie, black, polyester	2	
<i>d. Personal items to be provided by the officer</i>		
Towel, hand	3	

Annex 7A continued

2. Tropical outfit (supplied on first appointment to a station where tropical clothing is worn)		(c)
<i>a. Items provided by means of a cash grant</i>		
Court shoes, white	1 pr	
Footlets, white	3 prs	
Sandals	1 pr	
<i>b. Items issued from Service sources</i>		
Bag, shoulder, plastic, white	1	
Buttons, anodised, RN officers' size 1, with split ring	10	
Dress, white, tropical	5	(d)
Shirt, short sleeves, white, tropical	1	
Shoes, white canvas, leather soled, WRNS	1 pr	
Shoulder straps	1 pr	
3. Personal loan items (for further instructions see BR 96)		
Discs, identity, with cord (kept with NBC respirator)	2	

Notes

- (a) An element of the cash grant covers tailoring costs entailed in the making up of the mess dress skirt and bolero, together with the sewing on of distinction lace and cloth.
- (b) Women Medical Officers are entitled to receive four coats, women Dental Officers to receive six.
- (c) Women Medical and Dental Officers will be issued with tropical clothing by the establishment in which they are serving (see BR 96, Appendix 16, para. 330a, Note (i)).
- (d) One of the five tropical dresses is to be altered (remove shoulder flaps and provide eyelet holes in the shoulders) to facilitate wear of shoulder straps on ceremonial occasions. The tropical cash grant includes an element to cover the tailoring costs entailed.
- (e) Optionally, black stockings (as described in Annex 15B) may be worn.

SCALE 2. WOMEN MEDICAL AND DENTAL CADETS

1. Basic outfit	<i>On entry</i>	<i>After graduation</i>	<i>Notes</i>
<i>a. Items provided by means of a cash grant</i>			
Blue cloth uniform suit (jacket and skirt) with distinction lace and cloth (made to measure)	1	1	
Mess dress, skirt and bolero with distinction lace and cloth	—	1	(a)
Court shoes, black	1 pr	—	
Evening bag	—	1	
Tights, black	8 prs	4 prs	(e)
Trunk	—	1	
<i>b. Items (made-to-measure) provided by means of a special contract</i>			
Skirt, working, worsted/polyester	1		
<i>c. Items issued from Service sources</i>			
Badge, hat, embroidered (RN officers' cap badge)	1	1	
Bag, shoulder, plastic, white	1	—	
Bag, travelling	1	—	
Blouse, mess dress	—	2	
Coat, overall	4 or 6	—	(b)
Collar, white, semi-stiff	2	2	
Gloves, brown cape, women's	—	1 pr	
Hat, tricorne	1	1	
Jersey, wool, heavy, women's	1	—	
Liner, coat, women's	1	—	
Mess dress material, black	—	3.20 to 3.50m	(a)

WOMEN MEDICAL AND DENTAL OFFICERS

Annex 7A continued

Raincoat, WRNS	1	—
Shirt, white, WRNS	2	—
Shirt, white, collar-attached, women's	3	—
Shoes, black leather, women's	1 pr	1 pr
Shoulder badges	2 prs	—
Tie, black, polyester	2	2
<i>d. Personal items to be provided by the officer</i>		
Towel, hand	3	—

2. Tropical outfit (supplied on first appointment to a station where tropical clothing is worn)

	<i>Scale</i>	<i>Notes</i>
<i>a. Items provided by means of a cash grant</i>		
Court shoes, white	1 pr	
Footlets, white	3 prs	
Sandals	1 pr	
<i>b. Items issued from Service sources</i>		
Bag, shoulder, plastic, white	1	(c)
Buttons, anodised, RN officers' size 1, with split ring	10	
Dress, white, tropical	5	(d)
Shirt, short sleeves, white, tropical	1	
Shoes, white canvas, leather soled, WRNS	1 pr	
Shoulder straps	1 pr	

3. Personal loan items (for further instructions see BR 96)

Discs, identity, with cord (kept with NBC respirator)	2	
--	---	--

Notes

- (a) An element of the cash grant covers tailoring costs entailed in the making-up of the mess dress skirt and bolero, together with the sewing on of distinction lace.
- (b) Women Medical Cadets are entitled to receive four coats; women Dental Cadets to receive six.
- (c) Women Medical and Dental Cadets will be issued with tropical clothing by the establishment in which they are serving (see BR 96, Appendix 16, para. 330a, Note (i)).
- (d) One of the five tropical dresses is to be altered (remove shoulder flaps and provide eyelet holes in the shoulders) to facilitate wear of shoulder straps on ceremonial occasions. The tropical cash grant includes an element to cover the tailoring costs entailed.
- (e) Optionally, black stockings (as described in Annex 15B) may be worn. |

SCALE 3. WOMEN OFFICERS OF THE RCNC |

1. Basic outfit

	<i>Scale</i>	<i>Notes</i>
<i>a. Items provided by means of a cash grant</i>		
Blue cloth uniform suit (jacket and skirt) with distinction lace and cloth (made to measure)	2	
Mess dress, skirt and bolero with distinction lace and cloth	1	(a)
Court shoes, black	1 pr	
Evening bag	1	
Tights, black	12 prs	(d)
Trunk	1	
<i>b. Items (made-to-measure) provided by means of a special contract</i>		
Skirts, working, worsted/polyester	1	

Annex 7A continued

c. *Items issued from Service sources*

Beret, blue, RN	1	
Beret badge (RN officers')	1	
Bag, shoulder, plastic	1	
Bag, travelling	1	
Blouse, mess dress	2	
Collar, white, semi-stiff	4	
Gloves, brown cape, women's	1 pr	
Hat, tricorne	1	
Hat badge (RN officers' cap badge)	1	
Hatband (Commanders only)	1	
Jersey, wool, heavy, women's	1	
Liner, coat, women's	1	
Mess dress material, black	3.20 to 3.50m	(a)
Raincoat, WRNS	1	
Shirt, white, WRNS	2	
Shirt, women's, blue	2	
Shirt, women's collar-attached, white	3	
Shirt, women's, PT, white	2	(b)
Shoulder badges, EP wire, with distinction cloth	1 pr	
Shoes, women's, black leather	2 prs	
Shoes, women's gymnasium, white	1 pr	(b)
Slacks, women's diagonal serge, blue	2 prs	
Skirt, PT, blue	1	(b)
Stockings, cotton wool, white	2 prs	
Stockings, wool, blue	2 prs	
Sweater, white	1	(b)
Tie, black, polyester	2	

d. *Personal items to be provided by the officer*

Towel, hand	3	
-------------	---	--

2. **Tropical outfit** (supplied on first appointment to a station where tropical clothing is worn)a. *Items provided by means of a cash grant*

Court shoes, white	1 pr	
Footlets, white	3 prs	
Sandals	1 pr	

b. *Items issued from Service sources*

Bag, shoulder, plastic, white	1	
Buttons, anodised, RN officers', size 1, with split ring	10	
Dress, white, tropical	5	(c)
Shirt, short sleeves, white, tropical	1	
Shoes, white canvas, leather soled, WRNS	1 pr	
Shoulder straps	1 pr	

3. **Personal loan items** (for further instructions see BR 96)

Overall combination suit, white	3	
---------------------------------	---	--

Notes

- (a) An element of the cash grant covers tailoring costs entailed in the making up of the mess dress skirt and bolero, together with the sewing on of distinction lace and cloth.
- (b) Physical training garments are issued on request only.
- (c) One of the five tropical dresses is to be altered (remove shoulder flaps and provide eyelet holes in the shoulders) to facilitate wear of shoulder straps on ceremonial occasions. The tropical cash grant includes an element to cover the tailoring costs entailed.
- (d) Optionally, black stockings (as described in Annex 15B) may be worn.

WOMEN MEDICAL AND DENTAL OFFICERS

Annex 7A continued

SCALE 4. WOMEN MEDICAL AND DENTAL OFFICERS SERVING IN THE RNR

1. Basic outfit	<i>Scale</i>	<i>Notes</i>
<i>a. Items provided by means of a cash grant</i>		
Blue cloth uniform suit (jacket and skirt) with distinction lace and cloth (made to measure)	1	
Tights, black	2 prs	(c)
<i>b. Items (made to measure) provided by means of a special contract</i>		
Skirt, working, worsted/polyester	1	
<i>c. Items issued from Service sources</i>		
Badge, cap, RN officers, embroidered	1	
Bag, shoulder, plastic, black	1	
Coat, overall, (Medical)	2	
Coat, overall, (Dental)	3	
Collar, white, semi-stiff	2	
Gloves, brown cape, women's	1 pr	
Hat, tricorne	1	
Hatband (Commanders only)	1	
Jersey, wool, heavy, women's	1	
Liner, coat, woman's	1	
Raincoat, WRNS	1	
Shirt, white, WRNS	1	
Shirt, women's, collar-attached, white	2	
Shoes, women's, black leather	1 pr	
Shoulder badges, RNR Officers', with distinction cloth	2 prs	
Tie, black, polyester	2	
2. Tropical outfit (not supplied until the first occasion of need)	<i>Scale</i>	<i>Notes</i>
<i>a. Items provided by means of a cash grant</i>		
Footlets, white	3 prs	
<i>b. Items issued from Service sources</i>		
Bag, shoulder, plastic, white	1	
Button, anodised, RN Officers', size 1, with split ring	5	
Dress, white, tropical	3	(a) (b)
Shoes, white canvas, leather soled, WRNS	1 pr	
Shoulder straps, RNR Officers' (with distinction cloth)	1 pr	(b)

3. Officers may, at their own expense, provide themselves with the WRNS officers' mess dress described in Chapter 15.

Notes

- (a) For specific ceremonial occasions, should the need arise, one of the three tropical dresses is to be altered, at public expense (to remove the shoulder flaps and provide eyelet holes in the shoulders) to facilitate the wear of shoulder straps.
- (b) Provided on loan.
- (c) Optionally, black stockings (as described in Annex 15B) may be worn.

Chapter 8

Women's Royal Naval Service and Reserve Officers

Articles

ORDERS OF DRESS AND OCCASIONS ON WHICH WORN

- 0801 Table of Dresses
0802 – 0809 Spare

BADGES AND DISTINCTION MARKS OF RANK

- 0810 Distinction in uniform of senior officers
0811 Rank distinction marks
0812 Hat badge
0813 – 0819 Spare

WOMEN'S ROYAL NAVAL RESERVE OFFICERS

- 0820 Uniform and rank distinction marks
0821 – 0899 Spare

Annexes

8A TABLE OF DRESSES

- 1 Temperate climates
- 2 Hot climates
- 3 Additional items of uniform which may be worn
- 4 Gilt or anodised buttons worn on uniform garments

8B SPECIAL DRESSES

- 1 Officers attached to Royal Marines units in Northern Ireland
- 2 Officers appointed to the Falkland Islands

8C UNIFORM OUTFIT SCALES

- Scale 1 WRNS officers
Scale 2 WRNR officers

ORDERS OF DRESS AND OCCASIONS ON WHICH WORN

0801. Table of Dresses

1. Details are given in Annex 8A. Numbers are assigned to the Dresses for convenience when referring to them. The number of each Dress is that of the corresponding Dress for RN officers and the various Dresses are worn on the same occasions as those specified for RN officers. The Dresses to be worn at Court functions or at Joint Service functions at which a member of the Royal Family is present are shown in the Joint Services Ceremonial Dress Table (Annex 16A).

0802 – 0809. Spare

BADGES AND DISTINCTION MARKS OF RANK

0810. Distinction in uniform of senior officers

1. The Chief Commandant is distinguished by a 16mm blue border on the top of the hatband and the laurel wreath on her gilt or anodised buttons.

2. Other senior officers in the rank of Chief Officer and above are distinguished by a 7mm blue border on the top of the hatband.

0811. Rank distinction marks

1. Rank is indicated by rows of blue distinction braid, with a square in the uppermost row, on the sleeves of the blue jacket, on the shoulder straps of greatcoats and tropical dress and on shoulder badges, as follows:

Chief Commandant	One row, 44mm (1 $\frac{3}{4}$ in) with one row 14mm ($\frac{9}{16}$ in) wide above
Commandant	One row, 44mm (1 $\frac{3}{4}$ in) wide
Superintendent	Four rows, 14mm ($\frac{9}{16}$ in) wide
Chief Officer	Three rows, 14mm ($\frac{9}{16}$ in) wide
First Officer	Two rows, 14mm ($\frac{9}{16}$ in) wide, with one row 6mm ($\frac{1}{4}$ in) wide between
Second Officer	Two rows, 14mm ($\frac{9}{16}$ in) wide
Third Officer	One row, 14mm ($\frac{9}{16}$ in) wide

2. The outer sides of the square are 1 $\frac{1}{2}$ in long. For Commandant the square of 14mm wide braid is formed immediately above the 44mm row; for other officers it is formed on and by the uppermost row of braid.

3. The space between the rows of braid is $\frac{1}{4}$ in on sleeves, $\frac{1}{16}$ in on shoulder straps.

0812. Hat badge

1. As for RN officers' cap badge (0318) but with blue laurel leaves.

0813 – 0819. Spare

WOMEN'S ROYAL NAVAL RESERVE OFFICERS

0820. Uniform and rank distinction marks

1. WRNR officers wear the same uniforms as WRNS officer but with letter 'R' in blue in the square of rank marking or, on shoulder badges, below the blue braid.

0821 – 0899. Spare

Annex 8A

Table of Dresses

I. TEMPERATE CLIMATES

DRESS	DESCRIPTION	OCCASIONS FOR WEAR	Notes
No. 1 Full Dress	Tricorne hat Blue jacket Blue skirt White shirt with separate collar Black tie Black tights or stockings Black shoes Collar and/or broad riband Up to 4 stars of Orders Two neck decorations Medals	<p>Full Ceremonial State occasions. When receiving The Queen or other crowned heads or heads of states unless specially ordered to the contrary</p> <p>When receiving other royalty on formal occasions. (On informal visits by members of the British or foreign royal families No. 5 Dress should be worn, unless No. 4 Dress is more appropriate to the occasion.)</p> <p>Exchanging visits of ceremony with governors-general, governors, high commissioners and lieutenant-governors; with commissioners and administrators entitled to salute of 13 guns or more; with officers of HM Foreign Service of and above the rank of chargé d'affaires or consul general; and with foreign officers and functionaries entitled to a salute of 13 guns or more. (But see 0302.)</p> <p>Ceremonies and entertainments when the senior officer considers it desirable to do special honour to the occasion</p> <p>Occasions of duty and ceremony when No. 4 Dress is not sufficient</p>	The collar of an Order is worn on certain special occasions, as ordered, instead of the broad riband (see 0212)

DRESS	DESCRIPTION	OCCASIONS FOR WEAR	Notes
No. 2 Ball Dress	<p>Mess dress (full length black skirt, black waist-length bolero worn over a white blouse)</p> <p>Rank markings (and distinction cloth, when appropriate) are to be worn on the bolero sleeves in the same manner as with blue uniform jackets</p> <p>Plain black court shoes</p> <p>Broad riband</p> <p>Up to 4 stars of Orders</p> <p>One neck decoration</p> <p>Miniature medals</p>	<p>Official or public balls, dinners and evening receptions of a formal nature</p> <p>Full ceremonial evening</p>	<p>a. The equivalent for civilians being entertained in HM ships or naval establishments is evening dress with decorations. This Dress should be ordered in preference to No. 6 Dress when civilians who may possess stars of Orders or neck decorations are being entertained officially.</p> <p>b. The mess dress is not to be worn without the bolero.</p> <p>c. A small plain black evening bag may be carried. Pearl earrings may be worn.</p>
No. 4 Blue Dress	<p>Tricorne hat</p> <p>Blue jacket</p> <p>Blue skirt</p> <p>White shirt with separate collar</p> <p>Black tie</p> <p>Black tights or stockings</p> <p>Black shoes</p> <p>Up to 2 stars of Orders</p> <p>One neck decoration</p> <p>Medals</p>	<p>Courts martial</p> <p>Funerals (unless regarded as state occasions)</p> <p>Inspections by Commanders-in-Chief or senior officers</p> <p>Sunday Divisions and other occasions when it is appropriate for ratings to wear medals</p> <p>Exchanging visits of ceremony as an alternative to No. 1 Dress (<i>see 0302</i>)</p> <p>Other occasions when ordered as an alternative to No. 1 Dress, and particularly on ceremonial occasions when it is known that greatcoats will be worn</p>	<p>The tradition as regards the dress for weddings is that if uniform is worn, No. 4 Dress is appropriate</p>
No. 5 Undress	<p>Tricorne hat</p> <p>Blue jacket</p> <p>Blue skirt</p> <p>White long-sleeved collar-attached shirt or (optionally) white shirt with separate collar</p> <p>Black tie</p> <p>Black tights or stockings</p> <p>Black shoes</p> <p>Medal ribbons</p>	<p>Memorial services, unless specially ordered to the contrary</p> <p>Ordinary occasions of duty and ceremony</p> <p>Within the locality of service establishments during normal working hours, including home to duty travel by whatever means, with minor stops en route</p>	<p>The wearing of outer garments with this Dress is at the discretion of the officer concerned</p>

WOMEN'S ROYAL NAVAL SERVICE AND RESERVE OFFICERS

Annex 8A continued

DRESS	DESCRIPTION	OCCASIONS FOR WEAR	Notes
No. 5J Undress (Jersey)	Tricorne hat Blue heavy wool jersey (with shoulder badges of rank) Blue skirt White collar-attached shirt with long sleeves Black tie Black tights or stockings Black shoes	Ordinary occasions of duty Within the locality of Service establishments during normal working hours, including home to duty travel by whatever means, with minor stops en route On non-ceremonial occasions in lieu of No. 5 Dress at the discretion of the senior officer	Not to be worn: <i>a.</i> on formal or semi-formal occasions when No 5 Dress is otherwise appropriate; <i>b.</i> for travel on public rail, road or water transport; or <i>c.</i> as a general rule, in public places. Optionally, WRNS officers on operational duties may wear a beret in place of the tricorne hat and blue diagonal serge slacks in place of the blue skirt The wearing of outer garments with this Dress is at the discretion of the officer concerned
No. 6 Mess Dress	Mess dress (full length black skirt, black waist-length bolero worn over a white blouse) Rank markings (and distinction cloth, when appropriate) are to be worn on the bolero sleeves in the same manner as the blue uniform jackets. Plain black court shoes. Up to 2 stars of Orders. One neck decoration. Miniature medals	Dinner when officers of Flag rank or Army or Air Force officers of corresponding rank (wearing uniform) are guests	<i>a.</i> The mess dress is not to be worn without the bolero. <i>b.</i> A small plain black evening bag may be carried. Pearl earrings may be worn. <i>c.</i> The equivalent for civilians being entertained in HM ships or naval establishments is evening dress without decorations, but a dinner jacket is acceptable.
No. 7 Mess Undress	Mess dress (full length black skirt, black waist-length bolero worn over a white blouse) Rank markings (and distinction cloth, when appropriate) are to be worn on the bolero sleeves in the same manner as with blue uniform jackets. Black tights or stockings Plain black court shoes Miniature medals (but miniature medal ribbons will continue to be worn on naval single service non- ceremonial occasions).	Non-ceremonial evening wear in naval establishments. Dinner in harbour at the tables of Flag Officers, Commodores and officers of corresponding rank unless No. 6 or No. 2 Dress is ordered.	<i>a.</i> The mess dress is not to be worn without the bolero. <i>b.</i> A small plain black evening bag may be carried. Pearl earrings may be worn. <i>c.</i> The equivalent for civilians being entertained in HM ships or naval establishments is dinner jackets.

DRESS	DESCRIPTION	OCCASIONS FOR WEAR	Notes
No. 12 Day Undress (Shirt Sleeve)	Tricorne hat White long-sleeved collar attached shirt Shoulder badges of rank Black tie Blue skirt Black tights or stockings Black shoes	Ordinary occasions of duty and working Within the locality of Service establishments during normal working hours including home to duty travel by whatever means with minor stops en route On non-ceremonial occasions in lieu of No. 5 Dress at the discretion of the senior officer	a. Optionally a white tropical shirt may be worn with shoulder badges of rank. b. Not to be worn: a. On formal or semi-formal occasions, or when No. 5 Dress is otherwise appropriate. b. For travel on public rail, road, air or water transport (other than home to duty travel). c. As a general rule in public places.

2. HOT CLIMATES

DRESS	DESCRIPTION	OCCASIONS FOR WEAR	Notes
No. 1W White Full Dress	Tricorne hat White tropical dress Shoulder straps White shoes Collar and/or broad riband. Up to 4 stars of Orders 2 neck decorations Medals	As for No. 1 Dress	a. Court shoes are to be worn on formal occasions other than when on parade. b. The collar of an Order is worn on certain special occasions as ordered instead of the broad riband (<i>see 0212</i>).
No. 2W White Ball Dress	Mess dress (full length black skirt, black waist-length bolero worn over a white blouse). Plain black court shoes Broad riband Up to 4 stars of Orders One neck decoration Miniature medals	As for No. 2 Dress	a. Optionally white tropical dress with shoulder straps and white court shoes may be worn. b. The equivalent for civilians being entertained in HM ships or naval establishments is evening dress with decorations. This Dress should be ordered in preference to No. 6W Dress when civilians who may possess stars of Orders or neck decorations are being entertained officially.
No. 4W White Dress	Tricorne hat White tropical dress Shoulder straps White shoes Up to 2 stars of Orders One neck decoration Medals	As for No. 4 Dress	The tradition as regards the dress for weddings is that if uniform is worn, No. 4W Dress is appropriate

WOMEN'S ROYAL NAVAL SERVICE AND RESERVE OFFICERS

Annex 8A continued

DRESS	DESCRIPTION	OCCASIONS FOR WEAR	Notes
No. 5W White Undress	Tricorne hat White tropical dress Shoulder badges of rank White court shoes Medal ribbons	As for No. 5 Dress	Optionally white sandals may be worn in place of white shoes.
No. 6W White Mess Dress	Mess dress (full length black skirt, black waist-length bolero worn over a white blouse) Plain black court shoes Up to 2 stars of Orders One neck decoration Miniature medals	As for No. 6 Dress	a. Optionally white tropical dress with shoulder straps and white court shoes may be worn. b. The equivalent for civilians being entertained in naval establishments is evening dress without decorations, but a dinner jacket is acceptable.
No. 7W White Mess Undress	Mess dress (full length black skirt, black waist-length bolero worn over a white blouse) Plain black court shoes Miniature medals or miniature medal ribbons as No. 7 Dress	As for No. 7 Dress	a. Optionally white tropical dress with shoulder straps and white court shoes may be worn. b. The equivalents for civilians being entertained in naval establishments is dinner jacket.
No. 9W Tropical Dress	Tricorne hat White tropical dress Shoulder badges of rank White shoes	On tropical stations on ordinary occasions of duty and working and on non-ceremonial occasions at the discretion of the senior officer.	
No. 10W Tropical Mess Undress	White tropical shirt Shoulder badges Mess dress skirt Black court shoes	For informal evening wear in hot climates at the discretion of the senior officer.	Shoulder straps are to be worn with the old pattern shirt.

3. ADDITIONAL ITEMS WHICH MAY BE WORN

1. Aiguillettes and Royal Cyphers are worn by entitled WRNS officers under the same condition as for RN officers (*see* 0330 and 0331).

2. Gloves may be worn as ordered or appropriate.

3. Greatcoats. Long greatcoats are to be worn, when ordered, on special ceremonial occasions and will be made available on loan as required. They are specially modified to take detachable shoulder straps of rank. The greatcoats and shoulder straps are available on individual loan from the loan pool at Portsmouth. *See also* Annex 3A. *Additional items of uniform which may be worn* (page 3A-11).

4. Raincoats and Boat Cloaks may be worn on appropriate occasions. Slip-on shoulder badges of rank are worn with the raincoat.

5. Handkerchiefs may be worn in the breast pocket of the uniform jacket on social occasions only.

6. Scarves may be worn with greatcoat or raincoat only.

*Annex 8A continued***7. Slacks are to be worn, when ordered, by personnel:**

- a.* undertaking security/patrol duties.
- b.* participating in Fire and Emergency parties.
- c.* visiting ships and submarines.
- d.* engaged in local defence or NBC exercises.

The slacks will be made available on individual loan, as required, from authorised loan pools.

8. Umbrellas may be carried and used, except on ceremonial occasions.**4. GILT OR ANODISED BUTTONS WORN ON UNIFORM GARMENTS**

GARMENT	POSITION	SIZE 1 $\frac{9}{10}$ in	SIZE 3 $\frac{13}{20}$ in
Dress, white tropical	Forepart	5	—
Greatcoat	Foreparts	12	—
	Belt at back	2	—
Jacket, blue cloth	Foreparts	8	—
Shoulder straps	Collar-end of uppermost part of strap	—	One per strap (long shanked)

Annex 8B

Special Dresses

1. Officers attached to RM units in Northern Ireland

- a. As a general rule, officers serving in RM units are to wear WRNS uniform, but exceptionally, on duty occasions in support of the RM when in public view, Special Working Dress as detailed below is to be worn.
 - (1) Summer months: blue beret and WRNS officers badge, olive drab shirt, WRNS officers shoulder badges, blue skirt, black tights or stockings and black shoes.
 - (2) Winter months: as for summer, plus black tie and olive drab heavy wool jersey.
- b. Additionally in inclement weather a parka, working dress or anorak may be worn.
- c. Optionally, at the discretion of the senior officer, black dull leather boots as plain as possible and with no lining showing may be worn.

2. Officers appointed to the Falkland Islands

- a. As a general rule officers will wear WRNS uniform. The approved scale of uniform clothing required is set out below:

	<i>Scale</i>
(1) Items already provided in outfits	
Anti-gas respirator	1
Court shoes, black	1 pr
Gloves, brown cape, women's	1 pr
Hat, tricorne	1
Jersey, wool, heavy, women's	1
Liner, coat, women's	1
Raincoat, WRNS	1
Shirt, women's, collar-attached	2
Shoulder badges	1 pr
Tie, black, polyester	1
Tights, black	4 prs
Uniform suit (No 5s)	1
(2) Additional items (provided gratuitously or on loan)	
Badge, hat, embroidered*	1
Beret, blue*	1
Boots, DMS, conductive*	1 pr
Jersey, wool, heavy, navy blue, men's*	1
Knickers, thermal	2 prs
Shirt, blue, working, collar-attached*	2
Skirt, working, worsted/polyester	1
Socks, wool/nylon, thin, black	2 prs

Annex 8B continued

Socks, wool/nylon, thick, black	3 prs
Trousers, blue, working	2 prs
Vests, thermal	2

- b. With the exception of the badges those additional items marked with a (*) are to be provided as marked versions and are to be returned to source on return to the UK. A cash grant will be paid, before departure, towards purchase of the thermal underwear in the UK. The grant will be paid only to those officers who will be in the Falkland Islands during the local winter period, ie June to August.
- c. Foul weather clothing, combat clothing (including combat high boots) and webbing will be provided upon arrival.

Annex 8C

Uniform Outfits

SCALE 1. WRNS OFFICERS

1. Basic outfit	Scale	Notes
<i>a. Items provided by means of a cash grant</i>		
Blue cloth uniform suit (jacket and skirt) with distinction braid (made to measure)	2	
Mess dress, skirt and bolero with distinction braid	1	(a)
Court shoes, black	1 pr	
Evening bag	1	
Tights, black	12 prs	(f)
Trunk	1	
<i>b. Items (made to measure) provided by means of a special contract</i>		
Skirt, working, worsted/polyester	1	
<i>c. Items issued from Service sources</i>		
Badge, hat, embroidered	2	
Bag, shoulder, plastic, black	1	(b)
Bag, travelling	1	
Blouse, mess dress	2	
Collar, white, semi-stiff	4	
Gloves, brown cape, women's	1 pr	
Hat, tricorne	2	
Hatband (Chief Officers and above)	2	
Jersey, wool, heavy, women's	1	(b)
Liner, coat, women's	1	
Mess dress material, black	3.20 to 3.50m	(a)
Raincoat, WRNS	1	(b)
Shirt, white, WRNS	2	
Shirt, women's, collar attached, white	2	
Shoes, women's, black leather	2 prs	(b)
Shoulder badges	1 pr	
Tie, black, polyester	2	
<i>d. Personal items to be provided by the officer</i>		
Towel, hand	3	
2. Additional items for certain officers		
<i>a. Fleet Analysis Officers</i>		
Beret, blue, RN	1	
Badge, beret/hat	1	

SCALE 1 (continued)

	Scale	Notes
b. Officers appointed to serve with RM units in Northern Ireland		
Beret, blue, RN	1	
Badge, beret/hat	1	
Jersey, wool, heavy, olive drab	1	
Parka, working dress, or Anorak, working dress	1	(c)
Shirt, olive drab, working	2	
c. Officers appointed to sport duties		
Tracksuit, blue	1	
d. Officers on first appointment to HMS Centurion for HQ AFNORTH and BALTAP		
Slacks, women's, diagonal serge, blue	1 pr	
Boots, leather, black, fur-lined	1 pr	(g)
Ear muffs, black	1 pr	(g)
Gloves, leather, fur-lined	1 pr	(g)
3. Tropical outfit (supplied on first appointment to a station where tropical clothing is worn)		
a. Items provided by means of a cash grant		
Court shoes, white	1 pr	
Footlets, white	3 prs	
Sandals	1 pr	
b. Items issued from Service sources		
Bag, shoulder, plastic, white	1	(d)
Buttons, anodised, RN officers' size 1, with split ring	10	
Dress, white, tropical	5	(e)
Shirt, short sleeves, white, tropical	1	
Shoes, white canvas, leather-soled, WRNS	1 pr	
Shoulder straps	1 pr	
4. Personal loan items (for further instructions see BR 96)		
Disc, identity, with cord (kept with NBC respirator)	2	

Notes

- (a) An element of the cash grant covers tailoring costs entailed in the making-up of the mess dress skirt and bolero, together with the sewing-on of distinction braid.
- (b) A WRNS rating promoted within 12 months of entry as a rating is not to be provided with another free issue raincoat, bag, shoulder, plastic or heavy wool jersey and is to be issued with only 1 pair of shoes.
- (c) The parka or anorak will be issued on arrival in Northern Ireland.
- (d) WRNS officers will be personally responsible for obtaining their free issue of tropical clothing from HMS Nelson (see BR 96, Appendix 16, para. 330(a), Note (i)).
- (e) One of the five tropical dresses is to be altered (remove shoulder flaps and provide eyelet holes in the shoulders) to facilitate wear of shoulder straps on ceremonial occasions. The tropical cash grant includes an element to cover the tailoring costs entailed.
- (f) Optionally, black stockings (as described in Annex 15B) may be worn.
- (g) A cash grant will be paid, either before departure or on arrival in Norway/Denmark, towards purchase locally.

Annex 8C continued

SCALE 2. WRNR OFFICERS

	<i>Scale</i>	<i>Notes</i>
1. Basic outfit		
<i>a. Items provided by means of a cash grant</i>		
Blue cloth uniform suit (jacket and skirt) with distinction braid (made-to-measure)	1	
Tights, black	2 prs	(d)
<i>b. Items (made to measure) provided by means of a special contract</i>		
Skirt, working, worsted/polyester	1	
<i>c. Items issued from Service stocks</i>		
Badge, hat, WRNS officers', embroidered	1	
Bag, shoulder, plastic, black	1	(a)
Collar, white, semi-stiff	2	
Gloves, brown cape, women's	1 pr	
Hat, tricorne	1	
Hatband (Chief Officers and above)	1	
Jersey, wool, heavy, women's	1	(a)
Liner, coat, womens'	1	
Raincoat, WRNS	1	(a)
Shirt, white, WRNS	1	
Shirt, women's, collar-attached, white	2	
Shoes, women's, black leather	1 pr	
Shoulder badges	2 prs	
Skirt, diagonal serge, blue	1	
Tie, black, polyester	2	
2. Tropical outfit (not supplied until the first occasion of proceeding abroad on exercises for which it is required to be worn)		
<i>a. Items provided by means of a cash grant</i>		
Footlets, white	3 prs	
<i>b. Items issued from Service sources</i>		
Bag, shoulder, plastic, white	1	
Buttons, anodised, RN officers' size 1, with split ring	5	
Dress, white tropical	3	(b)(c)
Shoes, white canvas, leather-soled, WRNS	1 pr	
Shoulder straps	1 pr	(c)
Spare letter 'R'	2	
3. Personal loan items (for further instructions see BR 96)		
Slacks, women's diagonal serge, blue (Degaussing officers only)	1	
4. Mess dress WRNR officers may provide themselves at their own expense with the WRNS officer's mess dress, as described in Chapter 15.		

Notes

- (a) Not to be re-issued to an officer promoted within 12 months of entry as a rating and already supplied with these items as a rating.
- (b) For specific ceremonial occasions, should the need arise, one of the three tropical dresses is to be altered, at public expense (remove shoulder flaps and provide eyelet holes in the shoulders) to facilitate wear of shoulder straps.
- (c) Provided on loan except for officers joining at HMS *Calpe*.
- (d) Optionally, black stockings (as described in Annex 15B) may be worn.

Chapter 9

Women's Royal Naval Service and Reserve Ratings

Articles

ORDERS OF DRESS AND OCCASIONS ON WHICH WORN

0901	Table of Dresses
0902	Special working dresses
0903 – 0909	Spare

BADGES

0910	General
0911	Rate badges
0912	Hat badges
0913	Good conduct badges
0914	Category badges
0915	Additional Qualification and Special Skill Badges
0916	Stars and crowns
0917	Cadets under training for officer rank
0918	Duke of Edinburgh's Award Scheme badges
0919	Spare

WOMEN'S ROYAL NAVAL RESERVE RATINGS

0920	WRNR ratings' uniform
0921 – 0999	Spare

Annexes

9A TABLE OF DRESSES

- 1 Temperate climates
- 2 Hot climates
- 3 Additional items of uniform which may be worn
- 4 Badges to be worn on various garments
- 5 Buttons to be worn on uniform garments

9B	SPECIAL WORKING DRESSES
	1 Cooks
	2 Stewards
	3 Stores Accountants
	4 Dental Hygienists and Dental Surgery Assistants
	5 Air Engineering Mechanics
	6 Radio Operator, Telephonist and Meteorological Observers
	7 Radar, Weapon Analyst and M/T Drivers
	8 Physical Training Instructors
	9 Education and Training Support
	10 Photographs
	11 Ratings carrying out flying training during courses and ratings employed on filling meteorological balloons
	12 WRNS ratings attached to Royal Marines units in Northern Ireland
	13 Ratings undertaking security/patrol duties, participating in Fire and Emergency parties, visiting ships and submarines or engaged in local defence or NBC exercises
9C	COMPULSORY KIT SCALES
	Scale 1 WRNS Ratings
	Scale 2 WRNR Ratings
9D	GRATUITOUS ISSUES OF BADGES AND BUTTONS
9E	WRNR RATINGS - GRATUITOUS ISSUES OF BADGES AND BUTTONS

ORDERS OF DRESS AND OCCASIONS ON WHICH WORN

0901. Table of Dresses

1. The Dress Tables, together with details of additional items which may be worn, are given in Annex 9A. Numbers corresponding as far as practicable to those for RN ratings are assigned to the Dresses for convenience when referring to them.

0902. Special working dresses

1. Details of dresses incorporating protective and other specialised garments, for wear by certain categories for working purposes, are given in Annex 9B.

0903 - 0909. Spare

BADGES

0910. General

1. WRNS ratings' badges are generally similar in design to those worn by RN ratings but (with the exception of certain special skill badges) their embroidered and printed badges are all in blue: embroidered blue on blue for blue uniform; embroidered blue on white for white tropical dress, tropical shirt and summer blouse; and printed blue on white for overalls, blue shirt and uniform cotton vest.
2. The table specifying the types of badges to be worn on particular items of uniform is given in Annex 9A.

0911. Rating badges

1. WARRANT OFFICER

- a. The Warrant Officer (Royal Arms) badge is worn on both cuffs on blue uniform jackets with the bottom point of the badge 3½in from the end of the sleeve.
- b. A gilt metal version of the Royal Arms badge is worn on each side of the collar with overalls.
- c. Detachable sleeve-type shoulder badges with the Royal Arms woven in blue on black are worn on the white collar-attached temperate shirt, white tropical shirt, white tropical dress, blue heavy wool jersey, blue working shirt and raincoat. Exceptionally, when shirts and dresses without shoulder flaps are worn:
 - (1) an anodised version of the Royal Arms badge on a white strap is worn on the right wrist with white tropical shirts and white tropical dresses;
 - (2) the gilt metal badge is worn on each side of the collar, centrally between the points and top edge, with blue shirts (when a jacket is not worn) and centrally in the tie with white temperate shirts (immediately below the V of the lapels when a jacket is worn).
- d. Warrant Officers are also distinguished by their hat badge (*see* 0912 and 0411).

2. CHIEF WREN

- a. Chief Wrens are distinguished by their hat badge (*see* 0912 and 0411), the position of their Category or Specialist Qualification badges (0413) and the three gilt or anodised buttons worn horizontally on each cuff of blue jackets.
- b. A gilt metal badge is worn on each side of the collar with overalls.
- c. Detachable sleeve-type shoulder badges woven in blue on black are worn on the white collar-attached temperate shirt, white tropical shirt, white tropical dress, blue heavy wool jersey, blue working shirt and raincoat. Exceptionally, when shirts and dresses without shoulder flaps are worn:
 - (1) a gilt metal badge (*see* 0410) is worn on each side of the collar, centrally between the points and top edge, with white tropical shirts and blue shirts (when jacket is not worn) and centrally in the tie with white temperate shirts (immediately below the V of the lapels when a jacket is worn);
 - (2) rate badges are not worn with the white tropical dress.

3. PETTY OFFICER WREN

- a. Embroidered rate badges are worn on the left arm, with the centre of the badge midway between the point of the shoulder and the point of the elbow, on uniform jackets and overcoats. When the rate badge is worn together with one or more good conduct badges the base of the rate badge is to be in line with the upper points of the first good conduct badge.
- b. Detachable sleeve-type shoulder badges woven in blue on black are worn on the white collar-attached temperate shirt, white tropical shirt, white tropical dress, blue heavy wool jersey, blue working shirt and raincoat. Exceptionally, when shirts and dresses without shoulder flaps are worn:
 - (1) embroidered rate badges are worn on the left arm, with the centre of the badge midway between the point of the shoulder and the point of the elbow with tropical uniform;
 - (2) a gilt metal badge (*see* 0410) is worn centrally in the tie with white temperate shirts (immediately below the V of the lapels when a jacket is worn).
- c. Petty Officer Wrens are also distinguished by their hat badge (*see* 0912 and 0411) and the two gilt or anodised buttons worn vertically on each cuff of the jacket.

4. LEADING WREN

- a. For uniform jackets, overcoats, white tropical dresses, white tropical shirts, white collar-attached temperate shirts, heavy wool jerseys, blue working shirts and raincoats, rate badges are worn in the same manner as Petty Officer Wrens.
- b. Detachable sleeve-type shoulder badges woven in blue on black are worn on the summer blouse. Exceptionally, when summer blouses without shoulder flaps are worn, embroidered rate badges are worn on the left sleeve $\frac{1}{2}$ in above the blue cuff braid.
- c. Tie badges are not worn.

0912. Hat badges

- 1. Badges are to be worn on tricorn hats and berets as follows:
 - a. Warrant Officer and Chief Wrens – design as for RN Warrant Officers' and Chief Petty Officers' cap badge but embroidered entirely in blue except for the red velvet lining of the crown.
 - b. Petty Officer Wren – design as for RN Petty Officers' cap badge but entirely in blue.
 - c. Leading Wren Artificer Candidate (during common training with Artificer Apprentices) – design as for Petty Officer Wrens' cap badge, except that the foul anchor is encircled by a single broad ring.
- 2. Ratings serving in Royal Marines establishments are to wear the RM cap badge with red flash underneath, instead of the hat badge for Warrant Officer, Chief and Petty Officer Wrens and cap ribbon for Leading Wrens and below.

0913. Good conduct badges

- 1. V-shaped strips, $\frac{1}{2}$ in wide, angled 135 degrees, $3\frac{1}{2}$ in across top of V, worn point downwards.
- 2. Good conduct badges are not worn by Warrant Officer or Chief Wrens, but are worn by all other ratings entitled to them. They are to be worn on the left arm. When good conduct badges are worn without any rating badge the centre of the device is to be midway between the point of the shoulder and the point of the elbow. When more than one good conduct badge is worn the distance between them is to be $\frac{1}{2}$ in measured perpendicularly.

0914. Category badges

- 1. These badges are not worn by Warrant Officers but are worn as follows by other ratings:
 - a. By Chief Wrens – on each side of the collar of blue jacket; on the right side of the white dress, level with the break between collar and lapel; on the right cuff of long-sleeved overalls, but not on short-sleeved overalls.

- b. By Petty Officer Wrens and below – on the right arm with centre of device midway between shoulder and elbow.

Stars and crowns

2. All WRNS ratings will eventually adopt a common system for the wearing of stars and crowns to denote the level of professional qualification. In the interim there will be mixed wear as follows:

- a. WRNS ratings serving in the Radar, PT and R, Air Engineering Mechanic, Education and Training Support, MT and Family Services Categories and all Communication WRNS have already adopted the common system as follows:
- (1) Basic device (with distinguishing letters as appropriate): on entering a Category.
 - (2) Basic device with star above – on qualifying professionally for Able Wren.
 - (3) Basic device with star above and star below – on qualifying professionally for Leading Wren.
 - (4) Basic device with crown above – on qualifying professionally for Petty Officer Wren.
 - (5) Chief Wrens attain no additional professional qualification and wear the basic device with crown above.
- b. WRNS ratings in other Categories wear badges as follows:
- (1) Basic device with crown above and star below: Chief Wrens qualified for higher rate of pay.
 - (2) Basic device with crown above: Chief Wrens on lower rate of pay; Petty Officer Wrens on higher rate of pay.
 - (3) Basic device: all other ratings.
3. Chief Wrens' badges have a smaller basic device and crown to facilitate wear on the lapels.
4. Where both a letter and a star appear below the basic device, the letter is to be below the star.
5. A descriptive list of WRNS Category badges is given in Annex 15F.

0915. Additional Qualification and Special Skill badges

1. These badges are not worn by Warrant Officers, Artificers and Leading Wren Artificer Candidates and are worn by other WRNS ratings on the right cuff of the blue uniform jacket as follows:
- a. By Chief Wrens – $\frac{1}{4}$ in above the centre cuff button.
 - b. By other ratings – $1\frac{1}{2}$ in from the end of the sleeve.
2. Details of the badges are given in Annex 15F.

0916. Flying badges

1. WRNS Cabin Attendants are to wear this badge on the left cuff of No. 1 suits only, as follows:
- a. By Warrant Officers – $1\frac{1}{4}$ in above the Royal Arms badge.
 - b. By Chief Wrens – $\frac{1}{4}$ in above the centre cuff button.
 - c. By Petty Officer Wrens – $\frac{1}{2}$ in from the end of the sleeve.
 - d. By other ratings – $1\frac{1}{2}$ in from the end of the sleeve.
2. Details of the badge are given in Annex 15F.

0917. Cadets under training for officer rank

1. Cadets attending the Officers' Training Course are to wear a curved white drill flash $\frac{3}{4}$ in by $1\frac{1}{2}$ in on the shoulder seam of each arm of the uniform jacket and a gold-wire-lettered HMS *Dartmouth* cap ribbon. The cap ribbons are issued on loan and flashes are provided by BRNC Dartmouth.

0918. Duke of Edinburgh's Award Scheme badges

1. These badges are worn only on the left cuff of the blue uniform jacket by WRNS ratings under training at HMS *Raleigh*. The bottom of the badge should be $1\frac{1}{2}$ in from the end of the sleeve.

0919. Spare

WOMEN'S ROYAL NAVAL RESERVE RATINGS

0920. Women's Royal Naval Reserve Rating's uniform

1. WRNR ratings wear the same uniform as WRNS ratings except that:
- a. A flash lettered 'Women's Royal Naval Reserve' in blue on blue is worn on the left arm of the jacket and tropical dress, immediately below the shoulder seam.
 - b. Badges are worn as for WRNS ratings but with the addition of Degaussing ratings' badges (basic badge: crossed lightning flashes with letters DG in centre).

Annex 9A

Table of Dresses

I. TEMPERATE CLIMATES

DRESS	DESCRIPTION OF DRESS		OCCASIONS FOR WEAR	Notes
	PO WREN AND ABOVE	LEADING WREN AND BELOW		
No. 1	Tricorne hat Diagonal serge suit (jacket and skirt) White long-sleeved collar-attached shirt Black tie Black tights or stockings Black shoes Medal ribbons (medals on ceremonial occasions)	Cap Diagonal serge suit (jacket and skirt) White long-sleeved collar-attached shirt with black tie or summer blouse Black tights or stockings Black shoes Medal ribbons (medals on ceremonial occasions)	Full ceremonial, inspections, special occasions of ceremony as ordered Sundays On leave or proceeding on leave in uniform	(a)
No. 2	Tricorne hat Diagonal serge suit (jacket and skirt) White long-sleeved collar-attached shirt. Black tie Black tights or stockings Black shoes Medal ribbons	Cap Diagonal serge suit (jacket and skirt) White long-sleeved collar-attached shirt with black tie or summer blouse Black tights or stockings Black shoes Medal ribbons	Working days, for all ordinary duties (<i>but see Annex 9B for special working dress</i>)	(a)

DRESS	DESCRIPTION OF DRESS		OCCASIONS FOR WEAR	Notes
	PO WREN AND ABOVE	LEADING WREN AND BELOW		
No. 2N	Tricorne hat Blue diagonal serge skirt White long-sleeved collar-attached shirt Shoulder badges of rank Black tie Black tights or stockings Black shoes	Cap Blue diagonal serge skirt Summer blouse Black tights or stockings Black shoes	May be ordered as required for wear when blue uniform is appropriate. Not to be worn: a. On formal or semi-formal occasions when No. 1 or No. 2 Dress is appropriate. b. For travel on public rail, road, air or water transport. c. As a general rule in public places. Exceptionally, this Dress may be worn whilst ashore within the locality of Service establishments during normal working hours, including home to duty travel by whatever means, with minor stops en route	(b)
No. 2J	Tricorne hat Blue heavy wool jersey Shoulder badges of rank Blue diagonal serge skirt White long-sleeved collar-attached shirt Black tie Black tights or stockings Black shoes	Cap Blue heavy wool jersey Shoulder badges of rank Blue diagonal serge skirt White long-sleeved collar attached shirt and black tie or summer blouse Black tights or stockings Black shoes	May be ordered as required for wear when blue uniform is appropriate, and on the same occasions as No. 2N Dress above	(a)

2. HOT CLIMATES

DRESS	DESCRIPTION OF DRESS		OCCASIONS FOR WEAR	Notes
	PO WREN AND ABOVE	LEADING WREN AND BELOW		
No. 6	Tricorne hat White tropical dress Shoulder badges of rank White shoes Medals	Cap White tropical dress Shoulder badges of rank White shoes Medals	As for No. 1 Dress	(c)
No. 7	Tricorne hat White tropical dress Shoulder badges of rank White shoes Medal ribbons	Cap White tropical dress Shoulder badges of rank White shoes Medal ribbons	As for No. 1 Dress but for non-ceremonial occasions	(c)
No. 10	Tricorne hat White tropical dress Shoulder badges of rank White footlets (optional) White shoes	Cap White tropical dress Shoulder badges of rank White footlets (Optional) White shoes	As for No. 2 Dress	(c)

Annex 9A continued

Notes

- (a) Between 1 May and 30 September (inclusive) at Home, WRNS ratings below PO Wren are to wear the summer blouse in place of shirt, collar and tie in Nos. 1 and 2 Dresses. When worn under a jacket the blouse is to be fastened at the neck. Wearing of a jacket with the summer blouse is optional. Abroad this will be at the discretion of the Commanding Officer.
- (b) Warrant Officers, Chief and Petty Officer Wrens may, during hot weather, be permitted to wear optionally a white tropical shirt with blue skirt without jacket. Metal collar badges or shoulder badges, as appropriate, are to be worn.
- (c) Optionally, white sandals may be worn in place of white shoes on non-ceremonial occasions.

3. ADDITIONAL ITEMS OF UNIFORM WHICH MAY BE WORN

1. **Cardigans.** The cardigan may be worn as an optional item other than with Nos. 1 and 2 Dresses.
2. **Overcoats and raincoats** may be worn on appropriate occasions. Raincoats, plastic, black, may be worn by Warrant Officer and Chief Wren Family Services when travelling, as an optional alternative to the Service raincoat.
3. **Gloves.** Between 1 October and 30 April (inclusive) at Home, ratings are to wear gloves on ceremonial occasions with Nos. 1 and 2 Dresses. On other occasions between these dates gloves are to be worn or carried. Abroad, wear of gloves on ceremonial occasions with blue uniform is at the discretion of the Commanding Officer.
4. **Sandals,** white, may be worn optionally in place of white shoes, on non-ceremonial occasions with Nos. 6 and 10 Dresses.
5. **Scarves** may be worn with overcoat or raincoat (only).
6. **Umbrellas** black, with short handles, short or telescopic but not walking stick types, may be used, except on ceremonial occasions. They are to be neatly rolled when not in use.

4. BADGES TO BE WORN ON VARIOUS GARMENTS

GARMENTS	BADGES	COLOUR
Blue uniform jackets	Rate, good conduct, category, specialist qualification, skill, Adqual and flying badges	EBB* except for the WRNS Cabin Attendant's and Volunteer Bandsman badges, which are embroidered gold on blue.
White tropical dress	Rate, good conduct, category badges	Detachable WBB* shoulder rate badges. EBW* good conduct and category badges.
Long sleeved overalls	Rate and category badges	Warrant Officers and Chief Wrens metal collar badges. PBW* category badges and rate badge for PO Wren and below.
Heavy wool jersey	Rate badges only, except for Regulating Chief, PO and Leading Wrens	Detachable woven blue on black shoulder badges. Regulating Chief Wrens also wear the anodised metal crown in wreath on white leather wrist strap over right cuff. Regulating PO and Leading Wrens wear and EBB* category badge on right arm as for blue uniform jackets.

GARMENTS	BADGES	COLOUR
White collar-attached shirt and blue shirt	Rate badges only	Detachable WBB* shoulder badges.
Overcoat	Rate badge only	EBB* – Petty Officer Wren and below.
Short sleeved overalls	Rate badges only	Warrant Officer Wrens and Chief Wrens metal collar badges. PBW* for PO and Leading Wrens.
Uniform cotton vests	Rate badges only	PBW* for Leading Wrens only.
Tropical shirt	Rate badges only	Detachable WBB* shoulder badges – Petty Officer Wrens and above.
Summer blouse	Rate badge only	Detachable WBB* shoulder badges – Leading Wrens only.
Raincoat	Rate badges only	Detachable WBB* shoulder badges.

* Colour code: EBB – embroidered blue on blue
 EBW – embroidered blue on white
 PBW – printed blue on white
 WBB – woven blue on black

5. BUTTONS TO BE WORN ON UNIFORM GARMENTS

GARMENT	WEARER	UNIFORM BUTTONS WORN					
		Type	Foreparts			Cuffs	
			1½in	7/8in	¾in	7/8in	¾in
Dress, white, tropical	Warrant Officer	Anodised	—	5	—	—	—
	Chief Wren	Anodised	—	5	—	—	—
	PO Wren	Anodised	—	5	—	—	—
	Artificer candidate	Anodised	—	5	—	—	—
	Others	White	—	5	—	—	—
Jacket, blue diagonal serge	Warrant Officer	Anodised	—	6	—	—	—
	Chief Wren	Anodised	—	6	—	6 (a)	—
	PO Wren	Anodised	—	6	—	—	4
	Artificer candidate	Anodised	—	6	—	—	2
	Others	Black	—	6	—	—	—
Overcoat	Warrant Officer	Anodised	—	7	—	—	—
	Chief Wren	Anodised	—	7	—	—	—
	PO Wren	Anodised	—	7	—	—	—
	Artificer candidate	Anodised	—	7	—	—	—
	Others	Black	—	7	—	—	—

Note

(a) Flat backed buttons for wear on cuffs only.

Annex 9B

Special Working Dresses

CATEGORY	DESCRIPTION OF DRESS
1. Cook	<p><i>Chief Wren and Petty Officer Wren Cooks.</i> White tropical shirt, white drill skirt, white apron. Black tights or stockings or black socks. Black shoes. Safety shoes, blue and white striped overall, as necessary.</p> <p><i>Leading Wren Cooks and below.</i> Vest cotton uniform, white drill skirt, white cap, white apron. Food handlers cap. Black tights or stockings or black socks. Black shoes. Safety shoes, blue and white striped overall, as necessary.</p>
2. Steward	Overalls, blue and white striped <i>or</i> white, in lieu of jacket as necessary. White apron as necessary.
3. Stores Accountant	Blue shirt, blue skirt, black tie, black tights or stockings, black shoes. Blue jacket or blue overall as necessary. or Blue shirt, blue slacks, black tie, black tights or stockings or black socks, black shoes. Blue jacket, blue heavy wool jersey as necessary.
4. Dental Hygienist and Dental Surgery Assistant	Tunic, white, polyester/cotton or overalls, blue and white striped, together with trousers, black polyester. In lieu of uniform jacket and skirt, as necessary.
5. Air Engineering Mechanic	Blue shirt, blue FR cotton trousers, black tights or stockings or black socks, black safety shoes or gym shoes. Blue jacket, blue heavy wool jersey, blue coverall, as necessary.
6. Radio Operator, Telephonist and Meteorological Observer	<i>For night duty only as alternative to No. 2 Dress:</i> Blue suit, blue skirt, black tie, black tights or stockings, black shoes.
7. Radar, Weapon Analyst and M/T Driver	Blue shirt, blue skirt, black tie, black tights or stockings, black shoes. Blue jacket as necessary, or Blue shirt, blue slacks, black tie, black tights or stockings or black socks, black shoes. Blue jacket, blue heavy wool jersey as necessary. Blue coverall as necessary for M/T drivers only.
8. Physical Training Instructor	PT skirt (blue or white), trousers gymnastic, 'T' shirt or PT shirt, sweater, track suit (blue), gymnasium shoes.
9. Education and Training Support	Blue shirt, black tie, black shoes. Blue skirt or blue slacks, black tights or stockings or black socks as appropriate. Blue jacket, as necessary.

Annex 9B continued

- | | |
|---|---|
| 10. Photographer | Overalls, navy working, in lieu of jacket. Slacks, blue diagonal serge, in lieu of blue skirt, black safety shoes, as necessary. |
| 11. Ratings carrying out flying training during courses and ratings employed on filling meteorological balloons | Slacks to be worn with No. 2 Dress instead of skirt. |
| 12. Ratings attached to RM units serving in Northern Ireland | On duty occasions in support of the RM when in public view: <ol style="list-style-type: none"> a. <i>Summer months</i>: blue beret, cap badge RM, scarlet flash, olive drab shirt, blue skirt, black tights or stockings and black shoes. Rate badges where appropriate. b. <i>Winter months</i>: as for summer plus black tie and olive drab heavy wool jersey. c. Additionally in inclement weather a parka, working dress or anorak may be worn. d. Optionally, at the discretion of the senior officer, black dull leather boots as plain as possible with no lining showing may be worn. |
| 13. Ratings undertaking security/patrol duties, participating in Fire and Emergency parties, visiting ships and submarines or engaged in local defence or NBC exercises | Slacks are to be worn, when ordered, instead of skirts. They are to be made available on individual loan, from authorised loan pools, to those ratings not already provided with slacks or trousers in kits. |

Notes

- (i) Ratings at Categories 7 and 9 are to wear a black tie with the blue shirt in the winter months. In the summer months, during the period when the summer blouse is in wear, the blue shirt is to be worn open-necked without jacket, and neck fastened, but without tie, with jacket.
- (ii) Warrant Officer, Chief and Petty Officer Wrens may wear the beret instead of the tricorne hat when wearing slacks.
- (iii) Slacks are not to be worn by M/T drivers except when driving trucks or lorries or when night driving.

Annex 9C

Compulsory Kit Scales

SCALE 1. WRNS RATINGS

	PO WREN AND ABOVE	LDG WREN AND BELOW	Notes
1. Basic kit			
<i>a. Items provided by means of a cash grant</i>			
Court shoes, black	1 pr	1 pr	
Tights, black	12 prs	12 prs	(h)
Case, suit	1	1	
<i>b. Items issued from Service sources</i>			
Badge, hat	2	—	
Bag, shoulder, plastic, black	1	1	
Blouse, summer	—	3	
Cap, plastic, WRNS	—	2	
Cap ribbon, polyester letters	—	1	} (a)
Cap ribbon, wire letters	—	1	
Gloves, black leather, women's	1 pr	1 pr	
Hat, tricorn	2	—	
Jersey, heavy wool, women's	1	1	
Overcoat, WRNS	1	1	
Raincoat, WRNS	1	1	
Shirt, women's white, collar-attached	4	4	(b)
Shoes, women's black leather	2 prs	2 prs	
Shoes, gymnasium	—	1 pr	
Suit, diagonal serge, WRNS (jacket and skirt)	2	2	
Tie, black, polyester	2	2	
<i>c. Additional items issued to New Entrants (not required to be maintained after completion of initial training)</i>			
Skirt, PT, blue	—	1	
Shirt, PT, white	—	2	
<i>d. Personal items to be provided by the rating (for new entrants only, not required to be maintained after completion of initial training)</i>			
Brush, clothes	1	1	
Pantees (navy blue or black)	1	1	
Towels, hand	2	2	

2. ADDITIONAL ITEMS FOR CERTAIN RATINGS

PO WREN AND ABOVE LDG WREN AND BELOW Notes

<i>a. Cooks</i>		
Shirt, white, tropical, WRNS	4	—
Skirt, white	4	4
Vest, cotton, uniform, WRNS	—	4
Socks, thin, black	2 prs	2 prs
<i>b. Dental Hygienists and Dental Surgery Assistants</i>		
Tunic, white, polyester/cotton	3	3
Slacks, black, polyester	2 prs	2 prs
<i>c. Photographers</i>		
Slacks, women's, diagonal serge, blue	1 pr	1 pr
<i>d. Stewards (☞)</i>		
Vest, cotton, uniform, WRNS	—	2
Socks, thin, black	2 prs	2 prs
<i>e. Stores Accountants</i>		
Overall, navy, working	1	1
Shirt, light blue, WRNS	2	2
Slacks, women's, diagonal serge, blue	1 pr	1 pr
Socks, thin, black	2 prs	2 prs
<i>f. Ratings appointed to sports duties</i>		
Tracksuit, blue	1	1
<i>g. Radar, Weapon Analysts, M/T Drivers and Education and Training Support Ratings</i>		
Shirt, blue, WRNS	2	2
Slacks, women's diagonal serge, blue	1 pr	1 pr
Socks, thin, black	2 prs	2 prs
<i>h. AE Mechanics</i>		
Shirt, blue, WRNS	2	2
Trousers, blue, working	2 prs	2 prs
Socks, thin, black	2 prs	2 prs
<i>j. Ratings on first draft to HMS Centurion for HQ AFNORTH and HQ BALTAP</i>		
Shirt, white, tropical, WRNS	3	—
Slacks, women's, diagonal serge, blue	1 pr	1 pr
Boots, leather, black, fur-lined	1 pr	1 pr
Ear muffs, black	1 pr	1 pr
Gloves, leather, fur-lined	1 pr	1 pr
} (j)		
<i>k. Ratings on first draft to Canada</i>		
Hat, fur, mink	1	1
Scarf, woollen	1	1
Overboots, vinyl	1 pr	1 pr
Lightweight raincoat (pacamac) or umbrella	1	1
Gloves, fur/wool lined	1 pr	1 pr
} (k)		
<i>l. Ratings appointed to serve with Royal Marines units in Northern Ireland</i>		
Beret, blue, RN	1	1
Cap badge, RM	1	1
Flash, scarlet	1	1
Jersey, wool heavy, olive drab	1	1
Parka, working dress or anorak, working dress	1	1
Shirt, olive drab, working	2	2
} (c)		

WOMEN'S ROYAL NAVAL SERVICE AND RESERVE RATINGS

Annex 9C continued

	PO WREN AND ABOVE	LDG WREN AND BELOW	Notes
<i>m. Ratings on first draft to the Falkland Islands</i>			
Badge, hat, embroidered blue	1	—	(l)
Badge, beret, metal, RN junior rates	—	1	(l)
Beret, blue	1	1	(l)
Boots, DMS, conductive	1 pr	1 pr	(l)
Jersey, wool, heavy, blue, men's	1	1	(l)
Liner, coat, women's	1	1	
Shirt, blue, working, collar-attached	2	2	(l)
Shirt, short-sleeves, white, tropical	1	—	
Skirt, diagonal serge, blue	1	1	
Socks, wool/nylon, thin, black	2 prs	2 prs	
Socks, wool/nylon, thick, black	3 prs	3 prs	
Trousers, blue, working	2 prs	2 prs	(l)
Underwear, thermal	2 se	2 se	(m)
<i>n. Artificer Candidates</i>			
Badge, hat (WRNS Artificer Candidates)	—	2	(f)
Hat, tricorne	—	2	(f)
3. Tropical clothing (issued on first draft to a station where tropical clothing is worn)			
<i>a. Items provided by means of a cash grant</i>			
Footlets, white	3 prs	3 prs	
Petticoats	3	3	
Sandals	1 pr	1 pr	
<i>b. Items issued from Service sources</i>			
Bag, shoulder, plastic, white	1	1	
Dress, white, tropical	5	5	
Shoes, white canvas, leather soled	1 pr	1 pr	
Buttons as detailed in Annex 9D			
4. Individual loan			
Artificer Candidate			
Lanyard, red	—	2	(g)
5. Personal loan items (for further instructions see BR 96)			
<i>Scale</i> (All ratings)			
<i>a. All ratings</i>			
Bag, kit, WRNS		1	
Disc, identity, with cord (kept with NBC respirator)		2	
<i>b. Air Engineering Mechanics</i>			
Shoes, safety		1 pr	
Coverall, AMR		3	
<i>c. Cooks</i>			
Apron, food handlers'		6	
Bag, kit, WRNS		1	
Cap, food handlers', WRNS		3	(d)
Overall, blue and white, striped		2	
Shoes, safety		1 pr	
<i>d. Dental Hygienists and Dental Surgery Assistants</i>			
Overall, blue and white, striped		2	

	PO WREN AND ABOVE	LDG WREN AND BELOW	Notes
<i>e. M/T Drivers</i>			
Gauntlets, M/T, WRNS		1 pr	
Coverall, blue, GS		1	
Overall, navy, working		1	
<i>f. Meteorological Observers, Radio Operators and Telephonists</i>			
Bag, travel, overnight		1	
<i>g. Photographers</i>			
Overall, navy, working		2	
Shoes, safety		1 pr	
<i>h. Physical Trainers</i>			(e)
Shirt, PT, white		2	
Shorts, athletic		2 prs	
Skirt, PT, blue		1	
Skirt, PT, white		1	
Socks, ankle, white		4 prs	
Sweater, white		2	
Tracksuit (blouse and trousers), blue		1	
Trousers, gymnastic		1 pr	
T-shirt, white, blue trim		2	
<i>j. Stewards</i>			
Apron, foodhandlers'		3	
Overall, blue and white, striped		2	
Overall, white, WRNS		4	(d)

Notes

- (a) On initial kitting-up one cap ribbon, polyester letters, HMS, is issued. On draft to an establishment where cap ribbons with ship's name are worn, two cap ribbons, as shown, are issued.
- (b) Stores Accountants, Cooks and Technical ratings – 1 only.
- (c) Issued on arrival in Northern Ireland.
- (d) Ratings below Petty Officer only.
- (e) For detailed instructions on issues to Physical Trainers see BR 96, Appendix 16, para. 289e.
- (f) Issued on commencement of common training with Artificer Apprentices.
- (g) Worn until commencement of common training with Artificer Apprentices.
- (h) Optionally, black stockings (as described in Annex 15 B) may be worn.
- (j) A cash grant will be paid, either before departure or on arrival in Norway/Denmark, towards purchase locally.
- (k) A cash grant will be paid on arrival in Canada, towards purchase locally.
- (l) With the exception of badges, marked versions are to be provided and returned to source on return to the UK.
- (m) A cash grant will be paid, before departure, towards purchase in the UK. The grant will be paid only to those ratings who will be in the Falklands Islands during the local winter period, i.e. June to August.

SCALE 2. WRNR RATINGS

	PO WREN AND ABOVE	LDG WREN AND BELOW	Notes
1. Basic kit			
<i>a. Items provided by means of a cash grant</i>			
Tights, black	2 prs	2 prs	(a)
<i>b. Items issued from Service sources</i>			
Bag, shoulder, plastic, black	1	1	

WOMEN'S ROYAL NAVAL SERVICE AND RESERVE RATINGS

Annex 9C continued

	PO WREN AND ABOVE	LDG WREN AND BELOW	Notes
Badge, lapel	1	1	(b)
Blouse, summer	2	2	
Cap, plastic, WRNS	—	2	
Jersey, heavy wool, women's	1	1	
Flash, shoulder, 'WRNR'	2	2	(f)
Gloves, black leather, women's	1 pr	1 pr	
Hat, tricorne	1	—	
Raincoat, WRNS	1	1	(c)
Ribbon, cap, gold wire letters	—	1	
Ribbon, cap, polyester letters	—	1	
Shirt, women's white, collar attached	2	2	
Shirt, light blue, WRNS	1	1	(e)
Shoes, women's black leather	1 pr	1 pr	
Suit, diagonal serge, WRNS	2	2	
Tie, black, polyester	1	1	
<i>c. Items issued on personal loan</i>			
Bag, kit, WRNS	1	1	
Jersey, blue	1	1	(c)
Slacks, women's, diagonal serge, blue	1 pr	1 pr	(c)
2. Tropical outfit (issued only as required)			
<i>a. Items provided by means of a cash grant</i>			
Footlets, white	3 prs	3 prs	
<i>b. Items issued on loan and withdrawn on completion of training</i>			
Bag, kit, seaman's, modified	1	1	
Bag, shoulder, plastic, white	1	1	
Dress, white, tropical	3	3	
<i>c. Items issued outright</i>			
Buttons, white, 7/8in	—	5	
Buttons, anodised, 7/8in	5	—	
Shoes, white canvas, leather-soled	1 pr	1 pr	

Notes

- (a) Optionally, black stockings, (as described in Annex 15B) may be worn.
- (b) Issued only on request. Issue to be recorded and lapel badge withdrawn when rating leaves the WRNR.
- (c) Personal loan issue to DG ratings only.
- (d) Raincoat is on personal loan during first enrolment period.
- (e) Applicable only to DG and SA ratings.
- (f) The shoulder flash 'WOMENS ROYAL NAVAL RESERVE' lettered in blue, is to be worn on the left shoulder of blue uniform suits only.

Annex 9D

Gratuitous Issues of Badges and Buttons

Table 1. On advancement

ITEM	WREN	ABLE WREN	LDG WREN	LDG WREN AC	PO WREN	CPO WREN	WO
Hat badge	—	—	—	2	2	2	2
Rate badges: Shoulder, blue on black	—	—	2 prs	—	2 prs	2 prs	2 prs
Arm, blue on blue, embrd.	—	—	3	—	3	—	—
Arm, blue on white, embrd.	—	—	3 (j)	—	3(k)	—	—
Cuff, blue on blue, embrd.	—	—	—	—	—	—	6
Collar, metal	—	—	—	—	—	2	2
Category/SQ badges, blue on blue, embrd.	—	—	—	—	—	2 prs	—
blue on white, printed	—	—	—	—	—	1(a)	—
Buttons, anodised: 7/8in	—	—	—	19	19(g)	—	—
cuff, 7/8in	—	—	—	—	—	12	—
1/16in	—	—	—	4	8(j)	—	—
Addition issues for certain ratings:							
<i>Ch. 6</i> a. Ratings whose kits include vests, cotton, uniform, blue shirts and overalls:							
Rate badges, arm, blue on white, printed	—	—	1(a)	—	1(a)	—	—
b. Cooks:							
Rate badges, arm, blue on white, embrd.	—	—	—	—	4(b)(k)	—	—
c. Regulating Chief Wren only:							
Badge, MAA, metal	—	—	—	—	—	1	—
Strap, wrist, leather, white	—	—	—	—	—	1	—

CHS.

Table 2. On qualifying for, or on change of Category Badge

ITEM	WREN	ABLE WREN	LDG WREN	PO WREN	CPO WREN	WO
Category/SQ badges, blue on blue, embrd.	2	2	2(c)	2(c)	2 prs(h)	—
Additional issues for certain ratings: Chief Wrens and below whose kits include long sleeved overalls and/or tunics, DH/DSA: Category badges, blue on white, printed	1(a)	1(a)	1(a)	1(a)	1(a)(h)	—

Table 3. On award of good conduct badges

ITEM	WREN	ABLE WREN	LDG WREN	PO WREN	CPO WREN	WO
Good conduct badges, blue on blue, embrd.	2 sets	2 sets	2 sets	2 sets	—	—

Table 4. On qualifying for skill or other special badges

ITEM	WREN	ABLE WREN	LDG WREN	PO WREN	CPO WREN	WO
WRNS Cabin Attendant, gold on blue, embrd. (d)(e)	1	1	1	1	1	1
WRNS Marksman, blue on blue, embrd.	2	2	2	2	2	2
Members of Volunteer Bands (d): Musician, gold on blue, embrd. or Drummer, gold on blue, embrd.	1	1	1	1	1	1
Navigator's Yeoman, blue on blue, embrd.	2	2	2	2	2	2

Table 5. On draft to a Royal Marines establishment

ITEM	WREN	ABLE WREN	LDG WREN	PO WREN	CPO WREN	WO
Cap badge, RM	1	1	1	1	1	1
Flash, scarlet	1	1	1	1	1	1

Table 6. On First Draft to a station where tropical clothing is worn, or on advancement while serving on such a station

ITEM	WREN	ABLE WREN	LDG WREN	PO WREN	CPO WREN	WO
Category/SQ badges, blue on white, embrd.	5	5	5	5	5	—
Good conduct badges, blue on white, embrd.	5 sets	5 sets	5 sets	5 sets	—	—
Buttons, plastic, white, 7/8in	10	10(g)	10(g)	—	—	—
Buttons, anodised, 7/8in	—	—	—	10	10(g)	10(g)

WOMEN'S ROYAL NAVAL SERVICE AND RESERVE RATINGS

Annex 9D continued

Notes

- (a) Per garment allowed.
- (b) For shirts, white, tropical, worn as working dress.
- (c) Petty Officer and Leading Wren Regulators are to be issued with 1 additional category badge for wear on heavy wool jersey.
- (d) To be worn on No. 1 suit only.
- (e) Rating Aircrew badge is to be issued. The left hand wing is to be removed by the wearer.
- (f) Not to be issued if already received as MAA.
- (g) Not to be issued if already received while serving in a lower rate.
- (h) On change of category only.
- (i) Only 4 to be issued when advancing from Leading Wren Artificer Candidate.
- (k) Not to be issued if ~~summer blouses and~~ white tropical shirts with shoulder flaps are issued.

Ch. 6

Annex 9E

WRNR Ratings – Gratuitous Issues of Badges and Buttons

Table 1. On advancement

ITEM	WREN (ORD)	WREN (ABLE)	LDG WREN	PO WREN	CHIEF WREN
Hat badge	—	—	—	1	1
Rate badges: Shoulder, blue on black	—	—	2 prs	2 prs	2 prs
Arm, blue on blue, embrd.	—	—	2	2	—
Collar, metal	—	—	—	—	2
Category/SQ badges, blue on blue, embrd.	—	—	—	—	2 prs
Buttons, anodised: $\frac{7}{8}$ in	—	—	—	12	—
cuff, $\frac{7}{8}$ in	—	—	—	—	12
$\frac{1}{16}$ in	—	—	—	8	—

Table 2. On qualifying for, or on change of, Category Badge

ITEM	WREN (ORD)	WREN (ABLE)	LDG WREN	PO WREN	CHIEF WREN
Category/SQ badges, blue on blue, embrd.	2	2	2	2	2 prs(a)

Table 3. On award of good conduct/service badges

ITEM	WREN (ORD)	WREN (ABLE)	LDG WREN	PO WREN	CHIEF WREN
Good conduct badges, blue on blue, embrd.	2 sets	2 sets	2 sets	2 sets	—

Table 4. On qualifying for skill badges (TSA ratings only)

ITEM	WREN (ORD)	WREN (ABLE)	LDG WREN	PO WREN	CHIEF WREN
Navigator's Yeoman, blue on blue, embrd.	2	2	2	2	2

Table 5. On First Draft to a station where tropical clothing is worn, or on advancement while serving on such a station

ITEM	WREN (ORD)	WREN (ABLE)	LDG WREN	PO WREN	CHIEF WREN
Category/SQ badges, blue on white, embrd.	3	3	3	3	3
Good conduct badges, blue on white, embrd.	3 sets	3 sets	3 sets	3 sets	3 sets
Buttons, anodised, 7/8in	—	—	—	5	5(b)
Buttons, plastic, white, 7/8in	5	5(b)	5(b)	—	—

Notes

(a) On change of category only.

(b) Not to be issued if already received while serving in a lower rate.

Chapter 10

Queen Alexandra's Royal Naval Nursing Service Women Officers

Articles

ORDERS OF DRESS AND OCCASIONS ON WHICH WORN

- 1001 Table of Dresses
1002 – 1009 Spare

BADGES AND DISTINCTION MARKS

- 1010 Rank distinction marks
1011 Hat badge
1012 Belt plate
1013 Belts
1014 QARNNS Clerical and Quarters Officers' uniform
1015 – 1019 Spare

QARNNS RESERVE OFFICERS

- 1020 Uniform and rank distinction marks
1021 – 1099 Spare

Annexes

10A TABLE OF DRESSES

- 1 Temperate climates
- 2 Hot climates
- 3 Additional items of uniform which may be worn.
- 4 Gilt or anodised buttons worn on uniform garments.

10B UNIFORM OUTFIT SCALES

- Scale 1 QARNNS Nursing Officers and QARNNS Clerical and
Quarters Officers
Scale 2 QARNNS Reserve Officers

ORDERS OF DRESS AND OCCASIONS ON WHICH WORN

1001. Table of Dresses

1. The Dress Tables, together with a list of additional items which may be worn, are given in Annex 10A. Numbers are assigned to the Dresses for convenience when referring to them. The number of each Dress is that of the corresponding Dress for RN officers, and the various Dresses are worn on the same occasions as specified for RN officers. The Dresses to be worn at Court Functions or at Joint Service functions at which a member of the Royal Family is present are shown in the Joint Services Ceremonial Dress Table (Annex 16A).

1002 – 1009. Spare

BADGES AND DISTINCTION MARKS

1010. Rank distinction marks

1. Rank is indicated by:

- a. Distinctive badges worn on the right hand side of the cape in the angle formed by the scarlet facing or piping and on the shoulders of uniform jackets, overcoats and all white dresses except that worn with a cape. The basic device for this badge, as worn by Nursing Sisters, consists of Queen Alexandra's monogram (crossed A's) in red, superimposed on a fowl anchor in gold, with crown above and Geneva Cross below. Additions to the basic device indicate other ranks *see* Table.
- b. The facing and piping or tracing on the cape *see* Table.
- c. The hat band *see* Table.

Table 1. QARNNS Rank Distinction Marks

RANK	BADGE	CAPE	HAT BAND
Commandant Nursing Officer (Matron-in-Chief and Director of Defence Nursing Services (Honorary Nursing Sister to the Queen))	Double gold border Royal Cypher below Geneva Cross	7cm scarlet facing and two rows of gold tracing	Black petersham with double gold border at top
Principal Nursing Officer (Matron-in-Chief and Director of Naval Nursing Services (Honorary Nursing Sister to the Queen))	Single gold border Gold bar below Geneva Cross Royal Cypher below gold bar	} 7cm scarlet facing	} Black petersham with single gold border on top
Principal Nursing Officer	Single gold border Gold bar below Geneva Cross		
Chief Nursing Officer	Single gold border	} 5cm scarlet facing	} Black petersham with single red border at top
Superintending Nursing Officer	Single red border		
Senior Nursing Officer	Red bar below Geneva Cross	} Facing of self material. Inner edge of facing piped in scarlet 5mm wide	} Plain black worsted braid
Nursing Officer	No addition to basic badge		

1011. Hat badge

1. A wreath of red laurel leaves surrounding a device consisting of Queen Alexandra's monogram in red superimposed on a fowl anchor in gold, a crown above in gold and silver; the whole embroidered on a blue cloth ground.

1012. Belt plate

1. A 2in circular plate in white metal, bearing design of a fowl anchor, crown above, surrounded by a laurel wreath, all in relief. Rectangular belt loop right side, detachable loop to fasten left side.

1013. Belts

1. Unboned petersham belts, fastened with belt plate, are worn on blue working dresses as follows:
 - a. Chief Nursing Officer and above – black.
 - b. Superintending Nursing Officer and below – navy blue.
2. White petersham belts, with belt plate, are worn by all nursing ranks with the white tropical mess dress.

1014. QARNNS Clerical and Quarters officers' uniform

1. QARNNS Clerical and Quarters officers wear the same uniform as QARNNS Nursing officers with the exception of nursing uniform/working dress and belt plate. Distinctive rank badges are as detailed in 1010, except that the Geneva Cross roundel is not included in the basic device.

1015 – 1019. Spare

QARNNS RESERVE OFFICERS**1020. Uniform and rank distinction marks**

1. QARNNS Reserve officers wear the same uniform as regular QARNNS officers except that the shoulder badge has silver embroidery instead of gold and the word 'RESERVE' in silver below the Geneva Cross.

1021 – 1099. Spare

Annex 10A

Table of Dresses

1. TEMPERATE CLIMATES

DRESS	DESCRIPTION	OCCASION FOR WEAR	Notes
No. 1 Full Dress	Tricorne hat Blue jacket Blue skirt White shirt with separate collar Black tie Black tights or stockings Black shoes Collar and/or broad riband Up to 4 stars of Orders Two neck decorations Medals	<p>Full Ceremonial state occasions</p> <p>When receiving The Queen or other crowned heads or heads of states unless specially ordered to the contrary</p> <p>When receiving other royalty on formal occasions. (On <i>informal</i> visits by members of the British or foreign royal families No. 5 Dress should be worn, unless No. 4 Dress is more appropriate to the occasion.)</p> <p>Exchanging visits of ceremony with governors-general, governors, high commissioners and lieutenant governors; with commissioners and administrators entitled to salute of 13 guns or more; with officers of HM Foreign Service of and above the rank of chargé d'affaires or consul general; and with foreign officers and functionaries entitled to a salute of 13 guns or more (<i>but see 0302</i>).</p> <p>Ceremonies and entertainments when the senior officer considers it desirable to do special honour to the occasion.</p> <p>Occasions of duty and ceremony when No. 4 Dress is not sufficient.</p>	The collar of an Order is worn on certain special occasions, as ordered instead of the broad riband. <i>See 0212</i>

DRESS	DESCRIPTION	OCCASION FOR WEAR	Notes
No. 2 Ball Dress	Blue mess dress, with cape Black tights or stockings Black court shoes Cloak when necessary Broad riband Up to 4 stars of Orders One neck decoration Miniature medals	Official or public balls, dinners and evening receptions of a formal nature Full ceremonial evening	<p><i>a.</i> The equivalent for civilians being entertained in naval establishments is evening dress with decorations. This Dress should be ordered in preference to No. 6 Dress when civilians who may possess stars of Orders or neck decorations are being entertained officially.</p> <p><i>b.</i> A small plain black or matching blue evening bag may be carried.</p>
No. 4 Blue Dress	Tricorne hat Blue jacket Blue skirt White shirt with separate collar Black tie Black tights or stockings Black shoes Up to 2 stars of Orders One neck decoration Medals	Courts martial Funerals (unless regarded as state occasions) Inspections by Commanders-in-Chief or senior officers Sunday Divisions and other occasions when it is appropriate for ratings to wear medals Exchanging visits of ceremony as an alternative to No. 1 Dress (<i>see 0302</i>) Other occasions when ordered as an alternative to No. 1 Dress, and particularly on ceremonial occasions when it is known that greatcoats will be worn	The tradition as regards the dress for weddings is that if uniform is worn, No. 4 Dress is appropriate
No. 5 Undress	Tricorne hat Blue jacket Blue skirt White long-sleeved collar-attached shirt or (optionally) white shirt with separate semi-stiff collar Black tie Black tights or stockings Black shoes Medal ribbons	Memorial services, unless specially ordered to the contrary Ordinary occasions of duty and ceremony Whilst ashore within the locality of Service establishments during normal working hours, including home to duty travel by whatever means, with minor stops en route	The wearing of outer garments with this Dress is at the discretion of the officer concerned

QUEEN ALEXANDRA'S ROYAL NAVAL NURSING SERVICE WOMEN OFFICERS

Annex 10A continued

DRESS	DESCRIPTION	OCCASION FOR WEAR	Notes
No. 6 Mess Dress	Blue mess dress with cape Black tights or stockings Black court shoes Cloak when necessary Up to 2 stars of Orders One neck decoration Miniature medals	Dinner when officers of Flag rank or Army or Air Force officers of corresponding rank (wearing uniform) are guests. Evening dances and entertainments, unless No. 2 Dress is ordered.	a. The equivalent for civilians being entertained in naval establishments is evening dress without decorations, but a dinner jacket is acceptable. b. A small plain black or matching blue evening bag may be carried.
No. 7 Mess Undress	Blue mess dress, with cape Black tights or stockings Black court shoes Cloak when necessary Miniature medals (but miniature medal ribbons will continue to be worn on naval single service non-ceremonial occasions)	Non-ceremonial evening wear in ships and naval establishments Dinner in harbour at the table of Flag Officers, Commodores and officers of corresponding rank unless No. 6 or No. 2 Dress is ordered	a. The equivalent for civilians being entertained in HM ships or naval establishments is dinner jacket. b. A small plain black or matching blue evening bag may be carried.
No. 8 Working Dress (not worn by Matron-in-Chief or Principal Nursing Officer)	Muslin cap Blue working dress, with cape Blue petersham belt, with belt plate (to be worn over apron) White linen collar Scarlet cuffs Apron (not for Chief Nursing Officers and above) Black tights or stockings Black shoes Cloak when necessary	Ordinary occasions of duty and working Within the locality of Service establishments during normal working hours including home to duty travel by whatever means with minor stops en route	a. The cloak is worn when required, in hospitals and establishments, or their precincts, only. b. Within establishments only, medal ribbons may be worn.

2. HOT CLIMATES

DRESS	DESCRIPTION	OCCASION FOR WEAR	Notes
No. 1W White Full Dress	Tricorne hat White tropical dress Shoulder straps White footlet (optional) White court shoes Collar and/or broad riband Up to 4 stars of Orders 2 neck decorations Medals	As for No. 1 Dress	The collar of an order is worn on certain special occasions as ordered instead of the broad riband (see 0212)

DRESS	DESCRIPTION	OCCASIONS FOR WEAR	Notes
No. 2W White Ball Dress	White mess dress, with cape White petersham belt, with belt plate White footlets (optional) White court shoes Broad riband Up to 4 stars of Orders One neck decoration Miniature medals	As for No. 2 Dress	The equivalent for civilians being entertained in HM ships or naval establishments is evening dress with decorations. This Dress should be ordered in preference to No. 6W Dress when civilians who may possess stars of Orders or neck decorations are being entertained officially
e.h.s. No. 4W White Dress	Tricorne hat White tropical dress Shoulder straps White footlets (optional) White court shoes Up to 2 stars of Orders One neck decoration Medals	As for No. 4 Dress	The tradition as regards the dress for weddings is that if uniform is worn, No. 4W Dress is appropriate
Cr 5. No. 5W White Undress	Tricorne hat White tropical dress Shoulder badges of rank White footlets (optional) White court shoes Medal ribbons	As for No. 5 Dress	Optionally, white sandals may be worn in place of white shoes, without footlets
No. 6W White Mess Dress	White mess dress, with cape White petersham belt, with belt plate White footlets (optional) White court shoes Up to 2 stars of Orders One neck decoration Miniature medals	As for No. 6 Dress	The equivalent for civilians being entertained in HM ships or naval establishments is evening dress without decorations, but a dinner jacket is acceptable
No. 7W White Mess Undress	White tropical dress Shoulder straps White footlets (optional) White court shoes Miniature medals or miniature medal ribbons as No. 7 Dress	As for No. 7 Dress	The equivalent for civilians being entertained in HM ships or naval establishments is dinner jacket
No. 8W Tropical Working Dress (not worn by Matron-in- Chief or Principal Nursing Officer)	Muslin cap White ward dress White footlets (optional) White shoes	As for No. 8 Dress	a. Optionally, white sandals may be worn in place of white shoes, without footlets. b. Within hospitals and establishments only, Orders, neck decorations, medals and medal ribbons may be worn, instead of with Nos. 4W and 5W Dresses.

QUEEN ALEXANDRA'S ROYAL NAVAL NURSING SERVICE WOMENS OFFICERS

Annex 10A continued

DRESS	DESCRIPTION	OCCASION FOR WEAR	Notes
No. 9W Tropical Dress	Tricorne hat White tropical dress White footlets (optional) White shoes	On tropical stations on ordinary occasions of duty and working and on non-ceremonial occasions at the discretion of the senior officer	Optionally, white sandals may be worn in place of white shoes, without footlets

3. ADDITIONAL ITEMS OF UNIFORM WHICH MAY BE WORN

1. **Aiguilletes and Royal Cyphers** are worn by entitled QARNNS officers under the same conditions as for RN officers (0330, 0331), but the cypher is incorporated in the rank badge (1010).

2. **Gloves.** Between 1 October and 30 April (inclusive), at Home or Abroad, gloves may be worn with dress Nos. 1 and 5; and on ceremonial occasions unless specific orders to the contrary are received from the Senior Officers. Gloves are not worn with white uniform.

3. **Greatcoats** are to be worn, when ordered, on special ceremonial occasions, and will be made available on loan as required. See also Annex 3A, Additional Items of Uniform which May be Worn.

4. **Raincoats** may be worn on appropriate occasions.

5. **Umbrellas**, which must be either dark blue or black, may be used with Nos. 8 and 8W Dresses when necessary.

4. GILT OR ANODISED BUTTONS WORN ON UNIFORM GARMENTS

GARMENT	POSITION	SIZE 1 ½in	SIZE 2 ¾in	SIZE 3 1½in
Dress, white drill, working	Forepart	6	—	—
	Belt	2	—	—
Dress, white, tropical	Forepart	5	—	—
Greatcoat	Foreparts	12	—	—
	Belt at back	2	—	—
Jacket, blue diagonal serge	Foreparts	8	—	—

Annex 10B

Uniform Outfits

SCALE 1. QARNNS NURSING OFFICERS AND QARNNS CLERICAL AND QUARTERS OFFICERS

1. Uniform outfit (See BR 96 for issue procedure)	<i>Nursing Officers</i>	<i>Clerical and Quarters Officers</i>
<i>a. Items provided by means of cash grant</i>		
Blue serge uniform suit (jacket and skirt) (made-to-measure)	1	2
Mess Dress, cape and dress, with rank markings (see Note (a))	1	1
Court shoes, black	1 pr	1 pr
Evening bag	1	1
Tights, black (see Note (d))	12 prs	12 prs
Trunk	1	1
<i>b. Outfitters' items provided under special contract</i>		
Apron, QARNNS officers' (not for Chief Nursing Officers)	12	—
Cloak	1	—
Dress, blue, polyester/cotton, with cape (not for Chief Nursing Officers)	4	—
Dress, working, winter	2	—
Dress, working, summer	2	—
} with cape and scarlet cuffs (Chief Nursing Officers only)		
<i>c. Items issued from Service stocks</i>		
Badge, hat	1	2
Badge, rank	7	5
Bag, shoulder, plastic, black	1	1
Bag, travelling	1	1
Belting, petersham, navy blue	10 de	—
Belt plate (see Note (b))	1	—
Cap, white muslin	6	—
Cardigan, blue	1	1
Coat, overall, white, women's	—	4
Collar, stiff, linen	6	—
Collar, white, semi-stiff	2	4
Cuffs, scarlet (not for Chief Nursing Officers)	3 prs	—
Gloves, brown cape, womens	1 pr	1 pr
Hat, tricorne	1	2
Hat band (Superintending Nursing Officers and above)	1	2

	Nursing Officers	Clerical and Quarters Officers
Materials for Mess Dress:		
Cloth, twill, polyester, navy blue	34 de	34 de
Cloth, twill, polyester, scarlet	5 de	5 de
Cloth, twill, polyester, white	2 de	2 de
Raincoat, WRNS	1	1
Shirt, white, WRNS	1	2
Shirt, women's, white, collar-attached	1	3
Shoes, women's, black leather	2 prs	2 prs
Tie, black polyester	1	2
<i>d. Personal items to be provided by officer</i>		
Towel, hand	3	3
2. Tropical Outfit (supplied on first appointment to a station where tropical clothing is worn)		
<i>a. Items provided by means of cash grant</i>		
Court shoes, white	1 pr	1 pr
Footlets, white	3 prs	3 prs
<i>b. Outfitters' items provided under special contract</i>		
Mess dress, white (made-to-measure)	1	1
Buttons, mother-of-pearl	5	5
<i>c. Items issued from Service stocks</i>		
Bag, shoulder, plastic, white	1	1
Buttons, anodised, RN officers' size 1, with split ring	16	16
Dress, white drill, QARNNS	12	12
Dress, white, tropical	1	1
Shoes, white canvas, leather soled, WRNS	2 prs	2 prs
3. Personal Loan Items (for further instructions see BR 96)		
Disc, identity, with cord (kept with NBC respirator)	2	2

Notes

- (a) An element of the cash grant covers tailoring costs entailed in the making up of the mess dress, together with the sewing on of facing and/or piping to the cape to show rank.
- (b) Belt plate to be withdrawn from officers who leave the Service on termination of Short Service engagement.
- (c) Up to 6 decimetre additional navy blue material allowed for officers of above average measurements. An initial outfit cash grant is paid towards the cost of making up the Mess dress.
- (d) Optionally, black stockings (as described in Annex 15B) may be worn.

SCALE 2. QARNNS RESERVE OFFICERS

1. Uniform outfit	<i>Scale</i>
<i>a. Items provided by means of cash grant</i>	
Blue serge uniform suit (jacket and skirt) (made-to-measure)	1
Tights, black (see Note (a))	2 prs
<i>b. Items issued from Service stock</i>	
Badge, hat	1
Badge, rank	2
Bag, shoulder, plastic, black	1
Button, anodised, RN officers', size 1, with split ring	8
Cap, white, muslin	2

QUEEN ALEXANDRA'S ROYAL NAVAL NURSING SERVICE WOMEN OFFICERS

Annex 10B continued

	<i>Scale</i>
Cardigan, blue	1
Collar, white, semi-stiff	2
Dress, white drill QARNNS	4
Gloves, brown cape, women's	1 pr
Hat, tricorne	1
Hat band	1
Raincoat, WRNS	1
Shirt, white, WRNS	1
Shirt, women's collar-attached, white	1
Shoes, women's black leather	1 pr
Tie, black, polyester	1
2. Tropical outfit (supplied on first appointment to a station where tropical clothing is worn)	
<i>a. Items provided by means of cash grant</i>	
Footlets, white	3 prs
<i>b. Items issued from Service stocks</i>	
Shoes, white canvas, leather soled, WRNS	1 pr

Notes

- (a) Optionally, black stockings (as described in Annex 15B) may be worn.

Chapter 11

Queen Alexandra's Royal Naval Nursing Service – Male Officers

Articles

ORDERS OF DRESS AND OCCASIONS ON WHICH WORN

1101	Table of Dresses
1102	Swords
1103 – 1109	Spare

BADGES AND DISTINCTION MARKS OF RANK

1110	Distinction marks of rank
1111	Cap and beret badge
1112	Embroidered peaks
1113 – 1199	Spare

Annexes

11A TABLE OF DRESSES

- 1 Temperate climates
- 2 Hot climates
- 3 Additional items of uniform which may be worn

11B UNIFORM OUTFIT SCALE Scale 1 QARNNS Male Officers

ORDERS OF DRESS AND OCCASIONS ON WHICH WORN

1101. Table of Dresses

1. Details are given in Annex 11A. Numbers are assigned to the Dresses for convenience when referring to them. The number of each Dress is that of the corresponding Dress for RN officers and the various Dresses are worn on the same occasions as specified for RN officers unless stated otherwise in the following table. Where a group of Dresses is combined in the table, the numbers signify differences in the Orders, decorations and medals to be worn, which are to be the same as for corresponding RN officers' Dress (*see* Chapter 3). The Dresses to be worn at Court functions or at Joint Service functions at which a member of the Royal Family is present are as shown for RN officers in the Joint Ceremonial Dress Table (Annex 16A).

1102. Swords

1. Swords are not to be worn.

1103 – 1109. Spare**BADGES AND DISTINCTION MARKS OF RANK****1110. Distinction marks of rank**

1. Rank is indicated by distinctive badges worn on the shoulders in all Dresses. In the Unified Nursing Service, the distinctive badges of rank are the same for male and female officers.
2. Rank badges are worn either on a strap directly attached to uniform jackets or on shoulder straps or detachable shoulder badges similar to those worn by RN officers, as follows:
 - a. *Shoulder rank badges* are sewn on undress jackets and blue mess jackets in the same way as on jackets for QARNNS women officers, viz:
 - (1) Shoulder straps 2in wide, of self material, are to be interlined with linen, rounded at the end and sewn in with the sleevehead seam, centrally on the shoulder. The rounded end is to be sewn to the shoulder beneath the collar fall.
 - (2) The rank badge is to be sewn to the shoulder strap with the base of the badge adjacent to the shoulder seam.
 - b. *Shoulder straps* are worn on greatcoats, overcoats, watchcoats, white tunics, white mess jackets, bush jackets and white tropical shirts in the same manner as by RN officers.
 - c. *Shoulder badges* in the form of detachable 'sleeve' type badges are worn on white collar-attached shirts with No. 12 Dress, white overall coats, blue collar-attached shirts and on heavy wool jerseys.
3. The badges worn on uniform jackets are in gold wire and coloured rayon; insignia on shoulder straps and shoulder badges are embroidered in coloured rayon except that shoulder straps for Matron-in-Chief are in gold wire and coloured rayon.
4. Shoulder badges are not worn on blue raincoats.

1111. Cap and beret badge

1. The QARNNS officers' hat badge (*see 1011*) is to be worn on both cap and beret. The cap band will be plain black for all QARNNS male officers.

1112. Embroidered peaks

1. Chief Nursing Officers and above are distinguished by gold embroidery on the peaks of their caps in the same manner as for RN officers of equivalent ranks.

1113 – 1199. Spare

Annex 11A

Table of Dresses

1. TEMPERATE CLIMATES

DRESS	DESCRIPTION	Notes
No. 1 Full Dress No. 4 Blue Dress	Undress coat with attached shoulder ranking badges Waistcoat (optional) with No. 4 Dress only Plain blue trousers White shirt with separate stiff collar Black tie Cap Black shoes Collar and/or broad riband Up to 4 stars of Orders Two neck decorations Medals	No. 4 Dress is appropriate wear for weddings if uniform is worn
No. 2 Ball Dress	Mess Jacket with shoulder ranking badges (or for officers of Principal Nursing Officer and above at their option – Undress tail coat) White waistcoat Blue mess dress trousers or plain blue trousers Stiff fronted evening shirt and winged collar Black bow tie Cap Black shoes Broad riband Up to 4 stars of Orders One neck decoration Miniature medals	

DRESS	DESCRIPTION	Notes
No. 5 Undress	As for No. 4 Dress except: White long sleeved collar-attached shirt is worn in lieu of white shirt with separate stiff collar and medal ribbons are worn in lieu of medals	Not to be worn for nursing duties. Within establishments only, items as shown under No. 8 Dress may be worn with appropriate medal ribbons (but not medals) instead of No. 5 Dress
No. 5J Day Undress (Jersey)	Navy blue heavy wool jersey Shoulder badges of rank, detachable Plain blue trousers White collar-attached shirt Black tie Cap Black shoes	May be worn with white overall coat for nursing duties
No. 6 Mess Dress	As for No. 2 Dress except: At discretion of the Senior Officer present, a soft evening shirt with attached collar may be worn	
No. 7 Mess Undress	As for No. 2 Dress except: a. Soft evening shirt with attached collar is worn. b. Black, cummerbund (or blue evening waistcoat at the option of individual officers) is worn	
No. 8 Working Dress	White overall coat Shoulder badges of rank, detachable Blue trousers White collar-attached shirt Black tie Black shoes Windproof working jacket or raincoat, as necessary	To be worn for all nursing duties. Not to be worn outside hospitals and establishments. For particularly dirty work (e.g. disaster relief), a blue shirt and beret may be worn instead of the white shirt, tie, white overall coat and cap at the discretion of the Senior Officer.
No. 12 Shirt Sleeve Undress	White collar-attached shirt with long sleeves Shoulder badges of rank Plain blue self supporting trousers Black tie Cap or beret Black shoes	

QUEEN ALEXANDRA'S ROYAL NAVAL NURSING SERVICE MALE OFFICERS

Annex 11A continued

2. HOT CLIMATES

DRESS	DESCRIPTION	Notes
<p>No. 1W White Full Dress</p>	<p>White tunic Shoulder straps White trousers Cap White shoes (black shoes may be worn in bad weather) Collar and/or broad riband Up to 4 stars of Orders 2 neck decorations Medals</p>	
<p>No. 2W White Ball Dress</p>	<p>White mess jacket Shoulder straps White waistcoat Blue mess dress trousers Stiff fronted evening shirt with separate winged collar Black bow tie Cap Black shoes Broad riband Up to 4 stars of Orders 2 neck decorations Medals</p>	
<p>No. 4W White Dress</p> <p>No. 5W White Undress</p>	<p>White bush jacket Shoulder straps White trousers Cap Medals</p> <p>White shoes (black shoes may be worn in bad weather) Medal ribbons</p>	<p>1. No. 4W Dress is appropriate wear for weddings if uniform is worn</p> <p>2. The No. 1 Dress white tunic may be ordered for wear with No. 4W Dress on Joint Service Ceremonial Day Occasions when stars of orders and neck decorations are required.</p>
<p>No. 6W White Mess Dress</p>	<p>White mess jacket Shoulder straps White waistcoat Blue mess dress trousers Stiff fronted evening shirt with separate winged collar Black bow tie Cap Black shoes At the discretion of the Senior Officer present, a soft evening shirt with attached collar may be worn</p>	

DRESS	DESCRIPTION	Notes
No. 7W White Mess Dress	White mess jacket Shoulder straps Blue mess dress trousers Soft evening shirt with attached collar Black bow tie Black cummerbund (or blue evening waistcoat, at the option of individual officers) Cap Black shoes Miniature medals, or miniature medal ribbons, as No. 7 Dress	
No. 8W Tropical Working Dress	White tropical shirt Shoulder straps White shorts Cap White stockings White shoes or sandals	To be worn for all nursing and normal working duties on tropical stations Shoes are to be canvas with PVC soles and sandals are to be MCS pattern
No. 9W Tropical Dress	White tropical shirt (or, for officers of Chief Nursing Officer's rank and above at their option as appropriate – white bush jacket) Shoulder straps White shorts Cap White stockings White shoes or sandals (black shoes may be worn with white stockings in bad weather)	
No. 10W Tropical Mess Dress	White tropical shirt Shoulder straps Mess dress trousers or plain blue trousers Black cummerbund Black shoes	
No. 12W Tropical White Long Dress	As for No. 9W Dress except white trousers in lieu of shorts and no option to wear bush jacket for nursing duties	Optional wear for evening/night duty instead of No. 8W Dress. For nursing duties PVC soled shoes or sandals MCS are to be worn

3. ADDITIONAL ITEMS OF UNIFORM WHICH MAY BE WORN

1. The additional items listed in Annex 3A for naval officers may be worn as ordered or appropriate.

Annex 11B

Uniform Outfits

SCALE 1. QARNNS MALE OFFICERS

1. Entitlement to scale

- a. The uniform outfits shown at paras. 2 and 3 are to be issued to all QARNNS male officers on first entry, or on promotion from rating, except that tropical clothing will be issued on first occasion of requirement.
- b. The outfit shown at paras. 2 and 3 are to be maintained by QARNNS male officers generally following initial provision.

2. Basic outfit

a. Items provided by means of a cash grant

Blue undress uniform suit	} made to measure	1	
Blue barathea mess jacket		1	
Blue barathea mess trousers		1 pr	
White mess waistcoat		1	
Trunk		1	

b. Items issued from Service stocks

Badge, cap, officers	2	(a)
Badge, rank (2 for blue uniform suit; 2 for mess jacket)	4	
Badges, rank, shoulder, detachable	2 prs	
Bag, travelling	1	
Beret, blue	1	
Button, anodised, officers', size 3	4	
Cap, plastic	1	
Collar, stiff	4	
Collar, winged	6	
Cummerbund, black	1	
Gloves, brown cape	1 pr	
Jacket, windproof	1	
Jersey, wool, heavy	1	
Raincoat, mans, RN	1	
Shirt, blue, collar-attached	2	
Shirt, evening, collar-attached	2	
Shirt, evening, stiff-fronted	1	
Shirt, white, collar-attached	3	
Shirt, white, soft, double cuffed	2	
Shoes, black leather, officers'	1 pr	
Shoes, black leather, seaman's	1 pr	

Annex IIB continued

	Scale	Notes
Socks, thin, black	4 prs	
Socks, thick, black	2 prs	
Tie, black polyester	2	
Tie, evening, double-ended	1	
Trousers, blue, working	2 prs	
Trousers, working, worsted/polyester	2 prs	
<i>c. Items to be provided by officer</i>		
Towel, hand	3	
3. Tropical outfit		
<i>a. Items (made-to-measure) provided under the general port contract</i>		
Jacket, mess, white-drill	2	
Trousers, white-drill, officers'	1 pr	
Tunic, white-drill, officers	1	
<i>b. Items issued from Service sources</i>		
Button, anodised, officers, size 1	} with split 5	
Button, anodised, officers, size 2		6
Belt, buckle	1	
Belt, hook	2	
Sandals, leather MCS	1 pr	
Shirt, white, tropical	6	
Shoes, white, tropical, officers'	1 pr	
Shoes, white, canvas, PVC soled	1 pr	
Shorts, white, tropical	6 prs	
Shoulder straps	2 prs	
Socks, wool, thin, white	6 prs	
Stockings, white, cotton and wool	6 prs	
Jacket, bush, white, officers'	1	
Trousers, white-drill, officers', ready-made	4 prs	
4. Personal loan items (for further instructions see BR 96)		
Discs, identity, with cord (kept with anti-gas respirator)	2	(b)
Coat, white, medical officers'	4	

Notes

- (a) One badge each for cap and beret.
- (b) Pending availability of a white coat, complete with shoulder flaps, arrangements have been made to have the current pattern coat, altered by the unit tailor, HMS Collingwood. The alteration will be carried out as required for individual QARNNS officers by arrangement with the Supply Officer, HMS Collingwood.

Chapter 12

Queen Alexandra's Royal Naval Nursing Service Women Ratings

Articles

ORDERS OF DRESS AND OCCASIONS ON WHICH WORN

- 1201 Table of Dresses
- 1202 – 1209 Spare

BADGES AND DISTINCTION MARKS

- 1210 Rate badges
- 1211 Hat badges
- 1212 Distinctive Arm Badge
- 1213 Red Cross Badge
- 1214 Clerical and Quarters Assistants category badges
- 1215 Flashes of parent bodies
- 1216 SEN and SRN badges
- 1217 Good conduct badges
- 1218 Badges to be worn on various garments
- 1219 Belt plate
- 1220 Petersham belts
- 1221 – 1299 Spare

Annexes

12A TABLE OF DRESSES

- 1 Temperate climates
- 2 Hot climates
- 3 Additional items of uniform which may be worn
- 4 Badges to be worn on various garments
- 5 Buttons to be worn on various garments

12B COMPULSORY KIT SCALES

- Scale 1 QARNNS Women Ratings
- Scale 2 QARNNSR Women Ratings

12C GRATUITOUS ISSUES OF BADGES AND BUTTONS

- 1 Nursing Ratings
- 2 Clerical and Quarters Ratings
- 3 QARNNSR Ratings

ORDERS OF DRESS AND OCCASIONS ON WHICH WORN

1201. Table of Dresses

1. The Dress tables, together with a list of additional items which may be worn, are given in Annex 12A. Numbers, corresponding as far as practicable to those for RN and WRNS ratings, are assigned to the Dresses for convenience when referring to them.
2. QARNNS Clerical and Quarters' ratings wear the same uniform as Nursing ratings with the exception of nursing uniform/working dress.

1202 – 1209. Spare

BADGES AND DISTINCTION MARKS

1210. Rate badges

1. Arm and cuff badges are to the same design as those worn by equivalent naval ratings, but embroidered or printed in red. Metal badges are as described below. They are worn as follows:

- a. *Warrant Officers*. An embroidered red on blue Royal Arms badge, with gold lettering, is worn on both cuffs of blue uniform jackets with the bottom point of the badge $3\frac{1}{2}$ in from the end of the sleeve. A metal Royal Arms badge is worn as follows:

(1) No. 2N Dress	A single badge worn centrally in the tie (immediately below the V of the lapels when a jacket is worn with No. 1 Dress)
(2) No. 8 Dress	A single badge worn centrally between the collar points
(3) Nos. 6, 7 and 10 Dresses	A badge is worn on each side of the collar, centrally between the points and the top edge

No other badges are worn on the blue jacket or white dresses by Warrant Officers.

- b. *CPORGN/CPOEN(G)/CPO CQA*. Three $\frac{7}{16}$ in flat-backed anodised buttons are worn in a horizontal row $2\frac{1}{2}$ in up from the bottom of the cuffs of blue jackets. A metal badge comprising the Queen Alexandra's monogram picked out in red enamel, superimposed on a fowl anchor, within a narrow laurel wreath and surmounted by a crown, is worn with Nos. 2N, 6, 7, 8 and 10 Dresses in the manner described in sub-para. a above.
- c. *PORGN/POEN(G)/POCQA*. Two $\frac{9}{16}$ in anodised buttons, disposed vertically 1in and $2\frac{1}{4}$ in from the bottom of each cuff, are worn on blue jackets. An embroidered red on blue badge is worn on the left sleeve of blue jackets with the centre of the badge midway between the point of the shoulder and the elbow. A metal badge of similar design to that at b above but without the laurel wreath is worn with No. 8 Dress in the manner described in sub-paras. a(1) and (2) above. An embroidered red on white rate badge is worn on the left sleeve of white dresses with the centre of the badge midway between the point of the shoulder and the bottom of the cuff.
- d. *LRGN/LEN(G)/LCQA*. An embroidered red on blue badge is worn on the left sleeve of blue jackets and an embroidered red on white badge is worn on the left sleeve of white dresses in the same manner as for PORGN/POEN(G)/POCQA. An embroidered red on white badge is worn by Leading CQAs on the left sleeve of summer blouses with the bottom point of the badge $\frac{1}{2}$ in above the blue cuff braid. A printed red on white badge is worn by LRGNs and LEN(G)s on the left sleeve of blue ward dresses in the same manner as for blue jackets.

1211. Hat badges

1. The embroidered hat badges worn by QARNNS ratings are similar to those worn by RN ratings except that the silver fowl anchor is replaced by Queen Alexandra's monogram superimposed on a gold fowl anchor, viz:

- a. *Warrant Officers*. Queen Alexandra's monogram in red, edged with gold, superimposed on a gold fowl anchor, enclosed in a double red circle within a narrow red laurel wreath and surmounted by a gold and silver crown with red velvet lining.
- b. *CPORGN/CPOEN(G)/COCQA*. Queen Alexandra's monogram in red, edged with gold, superimposed on a gold fowl anchor, enclosed in a single red circle within a narrow red laurel wreath and surmounted by a gold and silver crown with red velvet lining.
- c. *PORGN/POEN(G)/POCQA*. Queen Alexandra's monogram in red, edged with gold, superimposed on a gold fowl anchor, enclosed in a double red circle and surmounted by a gold and silver crown with red velvet lining.

- d. Junior Ratings.* Queen Alexandra's monogram in red, edged with gold, superimposed on a gold fowl anchor, enclosed in a single gold border and surmounted by a gold and silver crown with red velvet lining.

1212. Distinctive arm badge

1. Queen Alexandra's monogram (crossed letter 'A's) in red, edged in gold is worn by all ratings (except Warrant Officer) on the right arm of jackets (only), $\frac{3}{4}$ in below the shoulder seam, or immediately below the flash of the parent body when the latter is worn.

1213. Red cross badge

1. Worn by all nursing ratings (except Warrant Officers) as follows:
- a.* Red cross on white ground within a gold circle: on the right arm of blue jackets, immediately below the distinctive arm badge.
 - b.* Embroidered red on white: on white dresses, on the right sleeve midway between the point of the shoulder and the bottom of the cuff.

1214. Clerical and Quarters Assistants Category badges

1. A basic device comprising a circle enclosing the letters 'CQA' with further qualifications indicated by the addition of stars and crowns. Embroidered red on blue badges are worn on blue jackets, by CPOCQAs on each side of the collar and by other ratings on the right sleeve, immediately below the distinctive arm badge. An embroidered red on white version is worn on the right sleeve of white tropical dresses, level with the break between collar and lapel.

2. Stars and crowns are added to the basic category badge to indicate certain classes of qualification, as follows:

- | | |
|---|--|
| <i>a.</i> Basic device | On entry as CQA |
| <i>b.</i> Basic device with star above and star below | On qualifying as Leading CQA |
| <i>c.</i> Basic device with crown above, large | On qualifying as Petty Officer CQA |
| <i>d.</i> Basic device with crown above, small | On advancement to Chief Petty Officer CQA. |

1215. Flashes of parent bodies

1. Flashes indicating membership of the British Red Cross Society may be worn on the right arm, at the top of the sleeve, immediately below the sleeve head. Embroidered flashes are worn on jackets and woven flashes are worn on blue dresses and white tropical dresses.

1216. SEN and SRN badges

1. These badges may be worn with No. 8 Dress only, on right-hand top corner of apron bib.

1217. Good conduct badges

1. These badges are not worn by QARNNS ratings.

1218. Badges to be worn on various garments

1. A table specifying the types of badges to be worn on particular items of uniform is given in Annex 12A.

1219. Belt plate

1. A Zin circular plate in white metal with Queen Alexandra's monogram in relief in centre and a plain ring edge. Rectangular belt loop right side, detachable loop to fasten left. Worn only after completion of initial training.

1220. Petersham belts

1. Worn by nursing ratings on all occasions with Nos. 6, 7, 8 and 10 Dresses. Distinguishing colours denote nursing qualifications as follows:

- | | |
|--------------------------------|-----------------|
| 1st year trainee SRNs and SENs | red belt |
| 2nd year trainee SRNs and SENs | pale blue belt |
| Qualified SENs | dark green belt |
| 3rd year trainee SRNs | mauve belt |
| Qualified SRNs | navy blue belt |

2. White belts and belt plates are worn by Clerical and Quarters' ratings with tropical uniform only.

1221 – 1299. Spare

Annex 12A

Table of Dresses

1. TEMPERATE CLIMATES

DRESS	DESCRIPTION OF DRESS		OCCASIONS FOR WEAR	Notes
	FORGN/POEN(G)/POCQA AND ABOVE	LRGN/LEN(G)/LCQA AND BELOW		
No. 1	Tricorne hat Diagonal serge suit (jacket and skirt) White long-sleeved collar-attached shirt Black tie Black tights or stockings Black shoes Medals or medal ribbons (as ordered)	Naval Nurse's hat Diagonal serge suit (jacket and skirt) White long-sleeved collar-attached shirt Black tights or stockings Black shoes Medal ribbons (medals on ceremonial occasions)	Full ceremonial, inspections special occasions of ceremony as ordered Sundays On leave or proceeding on leave in uniform	(a) (b)
No. 2 (CQA ratings only)	Tricorne hat Diagonal serge suit (jacket and skirt) White long-sleeved collar-attached shirt Black tie Black tights or stockings Black shoes Medal ribbons	Naval Nurse's hat Diagonal serge suit (jacket and skirt) White long-sleeved collar-attached shirt Black tie Black tights or stockings Black shoes Medal ribbons	Working days, for all ordinary duties	(a) (b)

DRESS	DESCRIPTION OF DRESS		OCCASIONS FOR WEAR	Notes
	PORGN/POEN(G)/POCQA AND ABOVE	LRGN/LEN(G)/LCQA AND BELOW		
No. 2N (not LREN LEN (E) and below)	Tricorne hat Blue diagonal serge skirt White long-sleeved collar- attached shirt Metal tie badge Black tie Black tights or stockings Black shoes	Naval Nurses hat Blue diagonal serge skirt Summer blouse Black tights or stockings Black shoes	May be ordered as required for wear ashore when blue uniform is appropriate Not to be worn: a. On formal or semi- formal occasions when No. 1 or No. 2 Dress is appropriate. b. For travel on public rail, road, air, or water transport. c. As a general rule in public places. Exceptionally, this Dress may be worn whilst ashore within the locality of Service establishments during normal working hours, including home to duty travel by whatever means, with minor stops en route.	(b)
No. 8 (not CQA ratings)	White lawn cap Blue dress White stiff collar White cuffs or elbow frills White apron Petersham belt, with belt plate (to be worn over the apron) Black tights or stockings Black shoes Cloak when necessary (in hospitals and establishments, or their precincts, only)	As for PORGN/POEN(G)/ POCQA and above	For all nursing duties	(c) (d) (e)

2. HOT CLIMATES

DRESS	DESCRIPTION OF DRESS		OCCASIONS FOR WEAR	Notes
	PORGN/POEN(G)/POCQA AND ABOVE	LRGN/LEN(G)/LCQA AND BELOW		
No. 6	Tricorne hat White tropical dress Petersham belt, with belt plate White footlets (optional) White shoes Medals	Naval Nurse's hat White tropical dress Petersham belt, with belt plate White footlets (optional) White shoes Medals	As for No. 1 Dress	(f)

QUEEN ALEXANDRA'S ROYAL NAVAL NURSING SERVICE WOMEN RATINGS

Annex 12A continued

DRESS	DESCRIPTION OF DRESS		OCCASIONS FOR WEAR	Notes
	PORGN/POEN(G)/POCQA AND ABOVE	LRGN/LEN(G)/LCQA AND BELOW		
No. 7	Tricorne hat White tropical dress Petersham belt, with belt plate White footlets (optional) White shoes Medal ribbons	Naval Nurse's hat White tropical dress Petersham belt, with belt plate White footlets (optional) White shoes Medal ribbons	As for Nos. 1 and 2 Dresses	(f)
No. 10 (not CQA ratings)	White lawn cap White ward dress Petersham belt, with belt plate White footlets (optional) White shoes	As for PORGN/POEN(G)/POCQA and above	As for No. 8 Dress	(e) (f) (g)
No. 10 (CQA ratings)	Tricorne hat White ward dress White petersham belt, with belt plate White footlets (optional) White shoes	Naval Nurse's hat White ward dress White petersham belt, with belt plate White footlets (optional) White shoes	As for No. 2 Dress	(e) (f) (g)

Notes

- (a) Between 1 May and 30 September (inclusive) at Home, CQA ratings below POCQA are to wear the summer blouse in place of the collar-attached shirt and tie in Nos. 1 and 2 Dresses. When worn under a jacket the blouse is to be fastened at the neck. Wearing of a jacket with the summer blouse is optional. Abroad this will be at the discretion of the Commanding Officer.
- (b) Black court shoes may be required to be worn on appropriate occasions with No. 1 Dress and may be worn, optionally, except on hospital duty or when otherwise ordered, on non-ceremonial occasions generally.
- (c) Cuffs are worn when sleeves are not rolled up. Elbow frills are worn when sleeves are rolled up.
- (d) Shoes worn with indoor uniform are to have rubber or PVC soles and heels.
- (e) Within hospitals and establishments only, at the senior officer's discretion, medals and medal ribbons may be worn.
- (f) White court shoes and, optionally, white sandals may be worn on non-ceremonial occasions in place of white uniform shoes.
- (g) Nursing ratings while working on wards, are to wear white shoes with rubber or PVC soles and heels.

3. ADDITIONAL ITEMS OF UNIFORM WHICH MAY BE WORN

1. **Gloves.** Between 1 October and 30 April (inclusive), at Home or Abroad, gloves may be worn with Dress Nos. 1 and 2; and on ceremonial occasions unless specific orders to the contrary are received from the Senior Officer. Gloves are not worn with white uniform.
2. **Overcoats, Raincoats and Cardigans** may be worn on appropriate occasions.
3. **Scarves** may be worn with overcoat or raincoat (only).
4. **Shoulder Bags**, black or white, may be carried in Nos. 1 and 6 Dresses respectively.
5. **Umbrellas**, which must be either dark blue or black, may be used with Nos. 2 and 10 Dresses when necessary.

4. BADGES TO BE WORN ON VARIOUS GARMENTS

GARMENTS	BADGES TO BE WORN	TYPE AND COLOUR OF BADGES
Blue uniform jacket	Rate badge Crossed 'A's Red cross (Nurses only) Category badge (CQAs only)	ERB* (Warrant Officer with gold letters) Embrd red, edged with gold, on blue } Not worn ERW,* gold circle } by Warrant ERB* } Officers
White shirt/tie	Rate badge only	Metal badges (PORGN/POEN(G)/POCQA and above only)
Summer blouse (CQAs only)	Rate badge	ERW* (junior rates only)
Blue ward dress (Nurses only)	Rate badge only	{ Metal badges (PORGN/POEN(G) and above only) PRW* (LRGN/LEN(G) only)
White dresses	Rate badge Red cross (Nurses only) Category badge (CQAs only)	{ Metal badges (WO and CPORGN/CPOEN(G)/ CPOCQA only) ERW* (PORGN/POEN(G)/POCQA and LRGN/ LEN(G) LCQA only) ERW* } Not worn by Warrant Officers
Aprons	SEN and SRN badges	Metal badges

*Colour code: ERB – embroidered red on blue
ERW – embroidered red on white
PRW – printed red on white

5. BUTTONS TO BE WORN ON UNIFORM GARMENTS

GARMENT	WEARER	UNIFORM BUTTONS WORN					
		Type	Foreparts			Cuffs	
			1 1/8in	7/8in	9/16in	7/8in	9/16in
Dress, white drill, QARNNS	Warrant Officer CPORGN/CPOEN(G)/ CPOCQA PORGN/POEN(G)/ POCQA Others	Anodised	—	6	—	—	—
		Anodised	—	6	—	—	—
		Anodised	—	6	—	—	—
		White	—	6	—	—	—
Dress, white, tropical	Warrant Officer CPORGN/CPOEN(G)/ CPOCQA PORGN/POEN(G)/ POCQA Others	Anodised	—	5	—	—	—
		Anodised	—	5	—	—	—
		Anodised	—	5	—	—	—
		White	—	5	—	—	—

QUEEN ALEXANDRA'S ROYAL NAVAL NURSING SERVICE WOMEN RATINGS

Annex 12A continued

GARMENT	WEARER	UNIFORM BUTTONS WORN					
		Type	Foreparts			Cuffs	
			1 1/2in	7/8in	9/16in	7/8in	9/16in
Jacket, blue, diagonal serge	Warrant Officer	Anodised	—	6	—	—	—
	CPORGN/CPOEN(G)/	Anodised	—	6	—	6	—
	CPOCQA	Anodised	—	6	—	—	4
	PORGN/POEN(G)/	Black	—	6	—	—	—
Overcoat	POCQA	Anodised	—	7	—	—	—
	Others	Anodised	—	7	—	—	—
	Warrant Officer	Anodised	—	7	—	—	—
	CPORGN/CPOEN(G)/	Black	—	7	—	—	—
	CPOCQA						
	PORGN/POEN(G)/						
	POCQA						
	Others						

Annex 12B

Compulsory Kits

SCALE 1. QARNNS WOMEN RATINGS

	<i>Nursing Ratings</i>	<i>Clerical and Quarters Ratings</i>	<i>Notes</i>
1. Basic kit (issued on completion of probationary period)			
<i>a. Items provided by means of cash grant</i>			
Court shoes, black	1 pr	1 pr	(c)
Tights, black	12 prs	12 prs	
<i>b. Outfitters' items provided under special contract</i>			
Cloak, NN (made-to-measure)	1	—	
<i>c. Items issued from Service sources</i>			
Apron, NN	14	—	
Badge, arm (Queen Alexandra's monogram)	1	2	
Badge, category (CQA)	—	2	
Badge, hat	1	2	
Badge, red cross, small	1	—	
Bag, shoulder, plastic, black	1	1	
Belting, petersham, coloured	1yd	—	
Blouse, summer, WRNS	—	2	
Cap, white lawn, NN	6	—	
Cardigan, blue, WRNS	1	1	
Case, suit	1	1	
Collar, stiff, white, NN	6	—	
Cuff, stiff, white, NN	3 prs	—	
Dress, blue, NN	4	—	
Frills, elbow	3 prs	—	
Gloves, black, leather, women's	1 pr	1 pr	
Hat, tricorne (PORGN/POEN(G)/POCQA and above)	1	2	
Hat, NN (below PORGN/POEN(G)/POCQA)	1	2	
Overcoat, WRNS	1	1	
Raincoat, WRNS	1	1	
Shirt, women's collar-attached, white	3	4	
Shoes, women's black leather	2 prs	2 prs	
Shoes, gymnasium, (LRGN/LEN(G)/LCQA and below)	1 pr	1 pr	
Suit, blue, diagonal serge, WRNS	1	2	
Tie, black polyester	1	2	

	Nursing Ratings	Clerical and Quarters Ratings	Notes
<i>d. Additional items issued to new entrants (not required to be maintained after completion of initial training)</i>			
Shirt, PT, white	2	2	
Skirt, PT, blue	1	1	
<i>e. Personal items to be provided by the rating</i>			
Brush, clothes	1	1	
Pantees (navy blue or black)	3 prs	3 prs	
Towel, hand	2	2	
Towel, bath	2	2	
2. Tropical clothing (issued on first draft to a station where tropical clothing is required)			
<i>a. Items provided by means of a cash grant</i>			
Footlets, white	3 prs	3 prs	
Petticoat	3	3	
<i>b. Items issued from Service sources</i>			
Bag, shoulder, plastic, white	1	1	
Belting, petersham, white	—	1 yd	
Dress, white, drill, QARNNS	12	12	
Dress, white, tropical	2	2	
Shoes, white canvas, leather soled, WRNS	2 prs	2 prs	
<i>c. Personal items to be provided by the rating</i>			
Brassiere, white	1	1	
Pantees, cotton, white	2	2	
3. Personal loan items (for further instructions see BR 96)			
Bag, kit, WRNS	1	1	
Belt Plate, NN	1	1	(a)(b)
Discs, identity, with cord (kept with NBC respirator)	2	2	

Notes

- (a) Withdrawn from CQ ratings on return to UK.
 (b) For CQ ratings, issued when drafted overseas.
 (c) Optionally, black stockings (as described in Annex 15B) may be worn.

SCALE 2. QARNNSR WOMEN RATINGS

	PO RGN/EN(G) and above	LDG RGN/EN(G) and below	Notes
1. Basic Kit			
<i>a. Items provided by means of a cash grant</i>			
Tights, black	2 prs	2 prs	(a)
<i>b. Items issued from Service sources</i>			
Badge, hat	—	1	
Bag, shoulder, plastic, black	1	1	
Blouse, summer	2	2	
Gloves, black leather, women's	1 pr	1 pr	
Hat, NN	—	1	
Hat, tricorne	1	—	
Jersey, heavy wool, women's	1	1	
Raincoat, WRNS	1	1	(b)

QUEEN ALEXANDER'S ROYAL NAVAL NURSING SERVICE WOMEN RATINGS

Annex 12B continued

	<i>PO</i> <i>RGNI/EN(G)</i> <i>and above</i>	<i>LDG</i> <i>RGNI/EN(G)</i> <i>and below</i>	<i>Notes</i>
Shirt, women's, white, collar-attached	2	2	
Shoes, women's, black leather	1 pr	1 pr	
Suit, diagonal serge, WRNS	1	1	
Tie, black, polyester	1	1	
<i>c. Items issued on personal loan</i>			
Bag, kit, WRNS	1	1	
2. Tropical clothing (issued on first draft to a station where tropical clothing is worn)			
<i>a. Items provided by means of a cash grant</i>			
Footlets, white	3 prs	3 prs	
<i>b. Items issued on loan and withdrawn on completion of training</i>			
Bag, kit, transport	1	1	
Bag, shoulder, plastic, white	1	1	
Dress, white, tropical	3	3	
<i>c. Items issued outright</i>			
Shoes, white, canvas, leather soled	1 pr	1 pr	

Notes

- (a) Optionally, black stockings (as described in Annex 15B) may be worn.
- (b) On personal loan during first enrolment period.

Annex 12C

Gratuitous Issues of Badges and Buttons

1. NURSING RATINGS

ITEM	SN/APN AND BELOW	LRGN/ LEN(G)	PORGN POEN(G)	CPORGN/ CPOEN(G)	WO
1. On advancement/qualification					
Hat badge	—	—	1	1	1
Rate badges: Arm, red on blue, embrd.	—	1	1	—	—
Arm, red on white, printed	—	4	—	—	—
Cuff, red on blue, gold letters, embrd.	—	—	—	—	2
Collar, metal	—	—	—	—	1
Tie pin, QARNNS, metal	—	—	1	1	—
Buttons, anodised: 7/8in	—	—	13	—	—
cuff, 7/8in	—	—	—	6	—
1/16in	—	—	4	—	—
2. On first draft to a station where tropical clothing is worn, or on advancement while serving on such a station					
Rate badges: Arm, red on white, embrd.	—	14	14	—	—
Collar, metal	—	—	—	—	1
Tie pin, QARNNS, metal	—	—	—	1	—
Category badge (red cross): red on white, embrd.	14	14(a)	14(a)	14(a)	—
Buttons: plastic, white, 7/8in	12	12(a)	—	—	—
anodised, 7/8in	—	—	12	12(a)	12(a)

2. CLERICAL AND QUARTERS RATINGS

ITEM	CQA	LCQA	POCQA	CPOCQA	WO
1. On advancement					
Hat badge	—	—	2	2	2
Rate badges: Arm, red on blue, embrd.	—	2	2	—	—
Arm, red on white, embrd.	—	2	—	—	—
Cuff, red on blue, gold letters, embrd.	—	—	—	—	4
Collar, metal	—	—	—	—	1
Tie pin, QARNNS, metal	—	—	1	1	—
Category badges (CQA): red on blue, embrd.	—	2	2	2 prs	—
Buttons, anodised: 7/8in	—	—	12	—	—
cuff, 7/8in	—	—	—	12	—
1/16in	—	—	8	—	—

Annex 12C continued

ITEM	CQA	LCQA	POCQA	CPOCQA	WO
2. On first draft to a station where tropical clothing is worn, or on advancement while serving on such a station					
Rate badges: Arm, red on white, embrd.	—	14	14	—	—
Collar, metal	—	—	—	—	1
Tie pin, QARNNS, metal	—	—	—	1	—
Category badges (CQA): red on white, embrd.	14	14	14	14	—
Buttons: plastic, white, 7/8in	12	12(a)	—	—	—
anodised, 7/8in	—	—	10	10(a)	10(a)

3. QARNNSR RATINGS

ITEM	BELOW LRGN/ LEN(G)	LRGN/ LEN(G)	PORGN POEN(G)	CPORGN/ CPOEN(G)
1. On entry				
Hat badge	1	1	1	1
Rate badges: Arm, red on blue, embrd.	—	1	1	—
Tie pin, QARNNS, metal	—	—	1	1
Red Cross badge, small	1	1	1	1
Arm badge, (Queen Alexandra's monogram)	1	1	1	1
Buttons, anodised: 7/8in	—	—	6	6
cuff, 7/8in	—	—	—	6
1/16in	—	—	4	—
2. On advancement/qualification				
Hat badge	—	—	1	1
Rate badges: Arm, red on blue, embrd.	—	1	1	—
Tie pin, QARNNS, metal	—	—	1	—
Buttons, anodised: 7/8in	—	—	6	6
cuff, 7/8in	—	—	—	6
1/16in	—	—	4	—
3. On first draft to a station where tropical clothing is worn, or on advancement while serving on such a station				
Rate badges: Arm, red on white, embrd.	—	3	3	3
Tie pin, QARNNS, metal	—	—	—	1
Red cross badge, red on white, embrd.	3	3(a)	3(a)	3(a)
Buttons: plastic, white, 7/8in	5	5(a)	—	—
anodised, 7/8in	—	—	5	5(a)

Notes

(a) Not to be issued if already received while serving in a lower rate.

Chapter 13

Queen Alexandra's Royal Naval Nursing Service Male Ratings

Articles

ORDERS OF DRESS AND OCCASIONS ON WHICH WORN

1301 Table of Dresses
1302 – 1309 Spare

BADGES

1310 Rate badges
1311 Cap and beret badge
1312 Branch badges
1313 Distinctive arm badge
1314 Red cross badge
1315 SEN and SRN badges
1316 Good conduct badges
1317 Badges to be worn on various garments
1318 – 1399 Spare

Annexes

13A TABLE OF DRESSES

- 1 Temperate climates
- 2 Hot climates
- 3 Additional items of uniform which may be worn
- 4 Badges to be worn on various garments

13B SPECIAL DRESSES

- 1 Evening dress for Warrant Officers, Chief Petty Officers RGN/EN(G) and Petty Officers RGN/EN(G)

13C COMPULSORY KIT SCALES

13D GRATUITOUS ISSUES OF BADGES AND BUTTONS

ORDERS OF DRESS AND OCCASIONS ON WHICH WORN

1301. Table of Dresses

1. The Dresses, as listed in Annex 13A, are worn on the same occasions as specified in Annex 4A for naval ratings, unless otherwise stated. Numbers, corresponding as far as practicable to those for RN and WRNS ratings, are assigned to the Dresses for convenience when referring to them.

1302 – 1309. Spare

BADGES

1310. Rate badges

1. a. *Warrant Officer*

- (1) A Royal Arms badge, red embroidered with gold lettering, is worn on both cuffs of the blue uniform jacket and the optional mess jacket with the bottom point of the badge 5in from the end of the sleeve.
- (2) An anodised metal Royal Arms badge (RN pattern) is worn on both sleeves of the white tunic and optional white mess jacket with the bottom of the badge 3½in above the end of the sleeve.
- (3) A gilt metal Royal Arms badge (RN pattern) is worn as follows:
 - (a) With No. 7N and 10 Dresses: on each side of the shirt collar, centrally, between the points and top edge. Wrist-strap anodised badges are not worn.
 - (b) With No. 2N Dress: a single badge worn centrally on the tie (immediately below the V of the lapels when a jacket is worn with No. 2 Dress).
- (4) Detachable sleeve-type shoulder badges with the Royal Arms embroidered in red with gold lettering are worn on the white jacket with No. 8 Dress, the heavy wool jersey and the blue working shirt.

b. *Chief Petty Officer Registered General Nurse/Enrolled Nurse (General)*

- (1) A metal crown and fowl anchor with laurel wreath motif with Queen Alexandra's monogram picked out in red enamel is worn on ties with No. 2N Dress and on shirt collars with Nos. 7N and 10 Dresses in the same manner as Warrant Officers.
- (2) Detachable sleeve-type shoulder badges to the same design as for RN CPOs, but embroidered in red, are worn on the white jacket with No. 8 Dress, on the heavy wool jersey and on the blue working shirt.
- (3) Otherwise, CPORGNs/CPOENGs do not wear rate badges but are distinguished by the three large gilt or anodised buttons worn horizontally on each cuff of the blue jacket and white tunic.

c. *Petty Officer Registered General Nurse/Enrolled Nurse (General)*

- (1) A metal crown and anchor with Queen Alexandra's monogram picked out in red enamel, is worn in the centre of the tie with No. 2N Dress. A red embroidered badge consisting of crossed fowl anchors surmounted by a crown is worn on the blue uniform jacket and an embroidered red on a white background version is worn on white tunics and tropical shirts. Arm Rate badges are worn on the left sleeve with the centre of the badge midway between the point of the shoulder and the point of the elbow.
- (2) Detachable sleeve-type shoulder badges (RN PO pattern) are worn on the white jacket with No. 8 Dress, the heavy wool jersey and on the blue working shirt.

d. *Leading Registered General Nurse/Enrolled Nurse (General)*

- (1) An embroidered fowl anchor vertical on a white arm band is worn on the left arm with No. 2N Dress in the same position as at c(1).
- (2) Badges on the blue uniform suit, white tunic, white jacket of No. 8 Dress, the heavy wool jersey and the blue working shirt are worn in the same manner as for PORGNs/POEN(G)s.

1311. Cap and Beret badges

1. QARNNS male ratings wear the same badges on cap and beret as QARNNS women ratings of equivalent rate (*see* 1211).

1312. Branch badges

1. These badges are not worn by QARNNS male ratings.

1313. Distinctive Arm badge

1. Queen Alexandra's monogram (crossed letters 'A') in red, edged with gold, is worn (except by WOs) on the right sleeve of the blue uniform jacket $\frac{3}{4}$ in below the shoulder seam. A printed red on white badge is worn (except by WOs) on the right sleeve of the white jacket with No. 8 Dress and an embroidered red on white badge is similarly worn on the white tunic with Nos. 6 and 7 Dresses.

1314. Red cross badge

1. A red cross on a white ground within a gold circle, small size, is worn (except by WOs) on the right arm of the blue uniform jacket immediately below the distinctive arm badge; an embroidered rayon badge with a red cross on a white ground within a red circle is worn (except by WOs) on the right sleeve of the tropical shirt with Nos. 7N and 10 Dresses and on the white tunic of Nos. 6 and 7 Dresses.

1315. SEN and SRN badges

1. These badges may be worn on No. 8 Dress on the left breast pocket of the white jacket.

1316. Good Conduct badges

1. Good Conduct badges are not worn by QARNNS ratings.

1317. Badges to be worn on various garments

1. A table specifying the types of badges to be worn on particular items of uniform is given in Annex 13A.

1318 – 1399. Spare

Annex 13A

Table of Dresses

1. TEMPERATE CLIMATES

DRESS	DESCRIPTION	Notes
No. 1	Blue diagonal serge suit White shirt collar-attached Black tie Cap Black boots or shoes Medal ribbons (medals on ceremonial occasions)	
No. 2	Blue diagonal serge suit White shirt collar-attached Black tie Cap Black boots or shoes Medal ribbons	
No. 2J	Heavy wool jersey Plain blue trousers White collar-attached shirt Black tie Cap Black shoes	Not to be worn for nursing duties Detachable shoulder rate badges are worn on the heavy wool jersey
No. 2N	Blue diagonal serge trousers White collar-attached shirt with long sleeves Black tie Black shoes	Not to be worn for nursing duties
No. 4	Any clean article of uniform other than No. 8 Nursing Dress	

(continued overleaf)

DRESS	DESCRIPTION	Notes
No. 8	White nursing staff jacket Knitted white cotton T-shirt Shoulder rate badges White trousers, nursing Black shoes Windproof working jacket as required Cap when necessary	For all nursing duties in temperate climate. Not to be worn outside hospitals and establishments. For particularly dirty work (e.g. disaster relief), a blue shirt, blue trousers and beret may be worn instead of the white T-shirt, white jacket, white trousers and cap, at the discretion of the senior officer. Detachable shoulder rate badges are worn on the nursing jacket and blue shirt.

2. HOT CLIMATES

DRESS	DESCRIPTION	Notes
No. 6 } 7 }	White drill suit (tunic and trousers) White socks Cap White shoes (or black boots or shoes as ordered) Medals (No. 6 Dress) or medal ribbons (No. 7 Dress)	
No. 7N	White drill trousers White tropical shirt White socks White shoes or black shoes	Optional wear for evening/night duty instead of No. 10 Dress. For nursing duties PVC soled shoes or sandals MCS are to be worn.
No. 10	White tropical shirt White shorts White stockings White shoes (or sandals MCS) Cap as necessary	To be worn for all nursing and normal working duties on tropical stations.

3. ADDITIONAL ITEMS OF UNIFORM WHICH MAY BE WORN

The additional items listed in Annex 4A for wear by RN Class I and III ratings may also be worn by male nursing ratings as ordered or appropriate.

4. BADGES TO BE WORN ON VARIOUS GARMENTS

GARMENTS	BADGES TO BE WORN	TYPE AND COLOUR OF BADGES
Blue uniform jacket	Rate Crossed 'A's Red cross	Red (WOs: gold lettering) Red: edged with gold Red: gold circle } (Not worn by WO's)
White tunic	Rate Crossed 'A's Red cross	WO: anodised metal CPORGN/CPOEN(G): anodised buttons PORGN/POEN(G) } embroidered red on white LRGN/LEN(G) } } Embroidered red on white (not worn by WO's)

QUEEN ALEXANDRA'S ROYAL NAVAL NURSING SERVICE MALE RATINGS

Annex 13A continued

GARMENTS	BADGES TO BE WORN	TYPE AND COLOUR OF BADGES
White jacket hospital service	Rate Crossed 'A's	Detachable sleeve-type shoulder badges, embroidered red (WO: gold lettering) Printed red on white (not worn by WOs)
Heavy wool jersey	Rate	Detachable sleeve-type shoulder badges, embroidered red (WO: gold lettering)
White shirt (negative jacket)	Rate	Gilt metal except for LRGN/LEN(G) who wear an embroidered red on white badge on white arm band
Tropical shirt	Rate Red cross (PORGN/POEN(G) and below)	WO/CPORGN/CPOENG(G): gilt metal collar badges PORGN/POEN(G) and LRGN/LEN(G): embroidered red on white Embroidered red on white (not worn by WOs)
Blue working shirt	Rate	Detachable sleeve-type shoulder badges, embroidered red (WO: gold lettering)
Raincoat	Rate	Detachable sleeve-type shoulder badges, embroidered red (WO: gold lettering)

Annex 13B

Special Dresses

1. EVENING DRESS FOR WARRANT OFFICERS, CHIEF PETTY OFFICERS RGN/EN(G) AND PETTY OFFICERS RGN/EN(G)

Evening dress may be worn by senior male nursing ratings under the same arrangements as those detailed in Annex 4B for RN equivalent rates.

Annex 13C

Compulsory Kit

SCALE 1. QARNNS MALE RATINGS

1. Basic Kit

	SCALE	Notes
<i>a. Items issued from Service stocks</i>		
Jacket, blue diagonal serge, double breasted	1	
Trousers, blue diagonal serge	1 pr	
Badge, cap	2	(a)
Badge, Queen Alexandra's monogram, gold	1	
Badge, Queen Alexandra's monogram, PRW	6	
Badge, Red Cross, gold	1	
Beret, blue	1	
Boots, ankle	1 pr	(b)
Cap, plastic	1	
Case, suit	1	
Jacket, windproof working	1	
Jersey, wool, heavy	1	
Pillow slips, cotton	2	
Raincoat, man's, RN	1	
Sheet, rating's	3	
Shirt, blue, working	2	
Shirt, polyester/cotton, collar-attached, white	3	
Shoes, black leather, seaman's	2 prs	
Shoes, gymnasium	1 pr	(c)
Socks, thin, black, or stockings, blue (new entrants)	2 prs	
Socks, thick, black, or stockings, blue (new entrants 2 prs socks)	2 prs	
Socks, white	2 prs	
Tie, black, polyester	2	
Trousers, blue, working	2 prs	
Type, wood for marking clothes	1	
Trousers, working, worsted/polyester	1 pr	
<i>b. Additional items issued to New Entrants (not required to be maintained after completion of initial training)</i>		
Gloves, knitted, blue	1 pr	
Shorts, sports, white	1 pr	
Shorts, PT, blue	1 pr	
Stockings, nylon, blue (for recreational purposes)	2 prs	

(continued)

	SCALE	Notes
<i>c. Items to be provided by rating</i>		
Brush, clothes	1	
Brush, shoe cleaning	1	
Brush, polishing	1	
Pyjama suit	2	
Towel, hand	2	
Towel, bath	2	
Trunks or drawers	3 prs	
Vest	3	
2. Tropical Clothing		(d)
(issued from Service stocks on first draft to a station where tropical clothing is required)		
Sandals, leather MCS	1 pr	
Shirts, white, tropical	6	
Shoes, white canvas, PVC soled	1 pr	
Shorts, white drill, tropical	6 prs	
Socks, white	4 prs	
Stockings, white, cotton and wool	6 prs	
Trousers, white drill	1 pr	
Tunic, white drill	1	(e)
3. Personal Loan Items (for further instructions <i>see</i> BR 96)		
Bag, kit	1	
Boots, DMS, conductive, non-slip	1 pr	
Discs, identity, with cord (kept with NBC respirator)	2	(f)
Jacket, white, hospital service	6	
Trousers, white, hospital service	6 prs	
Shirt, knitted, cooks	6	

Notes

- (a) One badge each for cap and beret.
- (b) For ceremonial use only.
- (c) To be maintained as compulsory kit after initial training by Leading RGN/LEN(G) and below.
- (d) RN Class II ratings who transferred to the QARNNS after receiving an initial free issue of tropical clothing in accordance with the scale shown in Annex 4C, are to be issued gratuitously, on the first occasion of requirement, with the additional items of tropical uniform needed to complete their former entitlement to the scale shown in 2 above.
- (e) On first occasion only, WOs appointed to establishments where white uniform is worn should be given a free issue of one white drill tunic.
- (f) One pair of boots DMS, conductive, non-slip are to be issued on personal loan to ratings drafted to sea provided they are not already in possession of a serviceable pair of boots of this pattern. These boots are not for wear ashore except when specifically authorised.

Chapter 14

Royal Naval Auxiliary Service

Articles

GENERAL

- 1401 Uniform outfits and occasions on which worn
- 1402 – 1409 Spare

OFFICERS' UNIFORM AND DISTINCTION MARKS OF RANK

- 1410 Uniform
- 1411 Distinction Marks of Rank
- 1412 Beret badge
- 1413 Specialist badges
- 1414 – 1419 Spare

AUXILIARYMEN'S UNIFORM AND BADGES

- 1420 Uniform
- 1421 Ratings insignia
- 1422 Beret badge
- 1423 Shoulder flash
- 1424 Specialist badges
- 1425 Flying, parachutist and submarine badges
- 1426 First aid badges
- 1427 – 1499 Spare

Annexes

14A UNIFORM OUTFIT SCALES

- Scale 1 RNXS male officers – Initial outfit
- Scale 2 RNXS male officers – Additional items issued to RNXS members on promotion
- Scale 3 RNXS Female officers – Initial outfit
- Scale 4 RNXS Female officers – Additional items issued to RNXS women members on promotion
- Scale 5 RNXS male members
- Scale 6 RNXS women members

14B GRATUITOUS ISSUES OF BADGES AND BUTTONS

14C ADDITIONAL ITEMS WHICH MAY BE WORN

GENERAL

1401. Uniform outfits and occasions on which worn

1. Uniform outfit scales and details of other uniform garments which may be worn by RNXS personnel, when ordered or appropriate, are given in Annexes 14A, B and C.
2. RNXS personnel are expected to wear uniform when attending training classes, at formal parades, at functions when other members of HM Forces, Reserves and Auxiliary Forces are in uniform, and at all times when on duty.
3. Medal ribbons are to be worn, on uniform jackets only, in accordance with the regulations laid down in Chapter 2.

1402 – 1409. Spare

OFFICERS' UNIFORM AND DISTINCTION MARKS OF RANK

1410. Uniform

1. Officers of the Royal Naval Auxiliary Service wear the same undress uniform suits as RN and WRNS officers, except for the special distinguishing marks of Service and rank as indicated below.
2. **BLUE UNIFORM.** Blue uniform suit with white shirt, black tie, beret, black socks and black service shoes.
3. **WORKING UNIFORM.** Heavy wool jersey, worsted/polyester trousers/blue diagonal serge skirt, white shirt, black tie, beret, black socks and black service shoes.

1411. Distinction marks of rank

1. Officers' sleeve lace/braid and shoulder badges are of the same patterns as those worn by RN and WRNS officers, except that:
 - a. RNXS male officers wear the letter X, in gold, within the curl of the uppermost row of gold lace on sleeves and shoulder badges;
 - b. RNXS women officers wear the letter X, in blue, within the square on the uppermost row of blue sleeve braid and below the blue braid on shoulder badges.
2. Rank markings are as follows:

Auxiliary Captain	4 rows, $\frac{1}{16}$ in lace/braid
Auxiliary Commander	3 rows, $\frac{1}{16}$ in lace/braid
Auxiliary Lieutenant-Commander	2 rows, $\frac{1}{16}$ in lace/braid with 1 row of $\frac{1}{4}$ in lace/braid between
Auxiliary Lieutenant	2 rows, $\frac{1}{16}$ in lace/braid
Auxiliary Officer	1 row, $\frac{1}{16}$ in lace/braid
3. Detachable shoulder badges are worn on the white collar-attached shirt in negative jacket rigs; on the heavy wool jersey, the raincoat and on the blue working shirt.

1412. Beret badge

1. The beret badge to be worn above the left eye is of metal and enamel and consists of a representation of a mine splash in silver on silver waves all on a blue background, the whole surrounded by a gold rope and surmounted by a naval crown in gold and the letters RNXS in black, within a wreath of gilt laurel leaves.

1413. Specialist badges

1. Badges denoting RNXS qualifications or specialisations are not worn by officers but those entitled, by previous service in the Armed Forces, to wear flying, parachutist or submarine badges may continue to wear them subject to the general regulations which apply to naval officers (*see* Chapter 3).

1414 – 1419. Spare

AUXILIARYMEN'S UNIFORM AND BADGES

1420. Uniform

1. Male and female members of the Royal Naval Auxiliary Service wear the same uniform suits as RN Class I and III and WRNS ratings, except for the distinguishing RNXS shoulder flash (*see* 1423). Chief Naval

Auxiliarymen wear anodised buttons on their jackets; Leading Naval Auxiliarymen and below wear black uniform buttons.

2. **BLUE UNIFORM.** Blue uniform suit with white shirt, black tie, beret, black socks and black service shoes.
3. **WORKING UNIFORM.** Heavy wool jersey, trousers/skirt, blue shirt, black tie, beret, black socks and black service shoes.

1421. Rating insignia

- a. *Chief Naval Auxiliarymen.* Three large anodised buttons are worn horizontally on each cuff of the uniform jacket. RN CPOs pattern sleeve type woven gold on black shoulder badges are worn on the white collar-attached shirt in negative jacket rigs, on the heavy wool jersey and on the blue working shirt.
- b. *Leading Naval Auxiliaryman.* A fowl anchor, vertical, embroidered in red on blue, is worn on the left arm of uniform jackets. RN Leading Rates' pattern woven red on black shoulder badges are worn on the white collar-attached shirt in negative jacket rigs; on the heavy wool jersey and on the blue working shirts.
- c. Ratings' badges are not worn on other garments.

1422. Beret badge

1. The beret badge to be worn above the left eye by Auxiliarymen is the same as that worn by RNXS officers but without the encircling wreath of gilt laurel leaves.

1423. Shoulder flash

1. Shoulder flashes with the letters RNXS embroidered in red on blue are worn immediately below the shoulder seam on the jackets of all grades up to and including Chief Naval Auxiliaryman.

1424. Specialist badges

1. RNXS categories are denoted by embroidered red on blue badges selected from the range of RN branch badges, viz:

CATEGORY	DEVICE
Communications	Wings crossed by lightning flash
Engineer	Propeller, letter 'M' below
Operations	Crossed lightning flashes on quartered concentric circles
Seaman	Six-spoked wheel

2. Qualifications are denoted by the addition of stars and crowns, as follows:

Device only:	Ordinary level
Device with star above:	Advanced level
Device with crown above:	Instructor or Senior level

The 'Mate' qualification is denoted by the wearing of two stars above the Seaman's badge.

3. Category badges are worn, on the uniform jacket only, by Chief Naval Auxiliarymen on the lapels and by other grades on the right arm with the centre of the badge midway between the shoulder seam and the point of the elbow. They are not worn on raincoats or heavy wool jerseys.

1425. Flying, Parachutist and Submarine badges

1. Auxiliarymen qualified to wear flying, parachutist or submarine badges by virtue of previous service in the Armed Forces of the United Kingdom may continue to wear the badge on RNXS uniform, provided the award has not been withdrawn. Only one of the above badges may be worn and evidence of entitlement may be required. Where the award was made in a Service outside the United Kingdom, approval may be sought to wear the badge but it is unlikely to be granted other than for British Commonwealth Forces.
2. The badges are to be worn, on uniform jackets only, in accordance with the instructions contained in Chapter 3.

1426. First aid badges

1. Personnel qualified in first aid, having received certificates from the Red Cross, St John Ambulance Brigade or St Andrew's Ambulance Association (Scotland), are to wear the appropriate badge issued by these organisations on the right sleeve of their uniform jacket 1½in above the cuff. First aid badges are not to be worn on raincoats or heavy wool jerseys. These badges are not issued from Service sources.

1427 – 1499. Spare

Annex 14A

Uniform Outfit Scales

SCALE 1. RNXS MALE OFFICERS (INITIAL OUTFIT)

1. Entitlement to Scale

Uniform to the following scale is issued to full-time paid RNXS officers, on first appointment, subject to need: allowance being made for kit already held through former RN or RNR service.

2. Initial Outfit

	SCALE	Notes
<i>a. Made-to-measure items</i>		
Blue undress uniform suit (jacket and trousers) with distinction lace	1	
<i>b. Items supplied from Service stocks</i>		
Badge, beret, RNXS officers'	1	
Beret, blue, RN	1	
Jersey, wool, heavy	1	
Raincoat, man's, RN	1	
Shirt, white, collar-attached	2	
Shoes, black leather, officers'	1 pr	
Socks, black	2 prs	
Shoulder badges, RNXS officers'	1 pr	
Tie, black, polyester	1	
Trousers, working, worsted/polyester	1 pr	

SCALE 2. RNXS MALE OFFICERS (ADDITIONAL ITEMS ISSUED TO RNXS MEMBERS ON PROMOTION)

1. Entitlement to Scale

Additional items of officers' uniform are issued subject to essential needs for replacement of class I and III uniform.

2. Additional Items

	SCALE	Notes
<i>a. Made-to-measure items</i>		
Blue undress uniform suit (jacket and trousers) with distinction lace	1	
<i>b. Items issued from Service stocks</i>		
Badge, beret, RNXS officers'	1	
Shirt, white, collar-attached	1	
Shoulder badges, RNXS officers'	1 pr	

SCALE 3. RNXS FEMALE OFFICERS (INITIAL OUTFIT)**1. Entitlement to Scale**

Uniform to the following scale is issued to full-time paid RNXS female officers, on first appointment, subject to need: allowance being made for kit already held through former WRNS or WRNR service.

2. Initial Outfit

	SCALE	Notes
<i>a. Made-to-measure items</i>		
Blue cloth uniform suit (jacket and skirt) with blue distinction knit ^{knit}	1	
<i>b. Items issued from Service stocks</i>		
Badge, beret, RNXS officers'	1	
Bag, shoulder, plastic, black	1	
Beret, blue, RN	1	
Jersey, woman's, wool, heavy	1	
Raincoat, woman's, blue	1	
Shirt, white, polyester/cotton, collar-attached	2	
Shoes, women's black leather	1 pr	
Shoulder badges, RNXS women officers'	1 pr	
Skirt, diagonal serge blue	1	
Tie, black, polyester	1	
Tights	2 prs	(a)

Notes

(a) Female officers receive an annual cash allowance for the purchase of tights.

SCALE 4. RNXS FEMALE OFFICERS (ADDITIONAL ITEMS ISSUED TO RNXS WOMEN MEMBERS ON PROMOTION)**1. Entitlement to Scale**

Additional items of officers' uniform are issued subject to essential needs for replacement of WRNS ratings' uniform.

2. Additional Items

	SCALE	Notes
<i>a. Made-to-measure items</i>		
Blue cloth uniform suit (jacket and skirt) with blue distinction knit ^{knit}	1	
<i>b. Items issued from Service stocks</i>		
Badge, beret, RNXS officers'	1	
Shirt, white, polyester/cotton, collar-attached	1	
Shoulder badges, RNXS women officers'	1 pr	

SCALE 5. RNXS MALE MEMBERS**1. Entitlement to Scale**

Uniform to the following scale is issued to RNXS members as the prescribed stages of training or service are completed. Uniform is issued from Service stocks on personal loan to the member and remains the property of the Crown.

ROYAL NAVAL AUXILIARY SERVICE

Annex 14A continued

	SCALE	<i>Notes</i>
2. Initial Kit		
(to be issued to volunteer members on completion of Part 1 New Entry Training subject to their declared intention of continuing in the Service)		
Badge, beret, RNXS	1	
Beret, blue, RN	1	
Jersey, wool, heavy	1	
Shirt, blue, working	1	
Shoes, black leather	1 pr	(a)
Socks, black	1 pr	
Tie, black	1	
Trousers, working, worsted/polyester	1 pr	
3. Main Kit		
(to be issued to volunteer members on completion of probationary period or on qualifying at 'O' Level)		
Gloves, knitted, blue	1 pr	
Raincoat, man's, RN	1	
Shirt, blue, working	1	(b)
Shirt, white, collar-attached	1	
Shoulder flash, RNXS	2	
Socks, black	1 pr	
Jacket, Class I and III, blue diagonal serge	1	
Trousers, Class I and III, blue diagonal serge	1 pr	
4. Afloat Kit		
(to be issued to members who have been accepted for the afloat specialisation and who are properly qualified (i.e. who have completed New Entry Training and passed medical examination))		
Coverall, blue, GS	1	
Shirt, blue, working	1	(b)
Trousers, blue, working	2 prs	
Boots, DMS, non-slip	1 pr	
Cap, blue, working (Engineers only)	1	
Knife, clasp (Seamen only)	1	
Lanyard, knife (Seamen only)	1	

Notes

(a) Men may be issued with boots in lieu of shoes, if required.

(b) Not to be issued if already supplied with main or afloat kit. (Two shirts, blue working – maximum per man)

SCALE 6. RNXS WOMEN MEMBERS

1. Entitlement to Scale

Uniform to the following scale is issued to RNXS women members as the prescribed stages of training or service are completed. Uniform is issued from Service stocks on personal loan to the member and remains the property of the Crown.

	SCALE	<i>Notes</i>
2. Initial Kit		
(to be issued to volunteer members on completion of Part 1 New Entry Training subject to their declared intention of continuing in the Service)		
Badge, beret, RNXS	1	
Beret, blue, RN	1	
Jersey, woman's, wool, heavy	1	

	SCALE	Notes
Shirt, blue, polyester/cotton	1	
Shoes, black leather, WRNS	1 pr	
Trousers, diagonal serge, blue	1 pr	
Tie, black	1	
Tights	2 pr	(a)

3. Main Kit

(to be issued to volunteer members on completion of probationary period or on qualifying at 'O' Level)

Bag, shoulder, plastic, black	1	
Gloves, lined, black leather Knitted, blue	1 pr	
Raincoat, woman's, blue	1	
Shirt, blue, polyester/cotton	1	(b)
Shirt, white, polyester/cotton, collar-attached	1	
Shoulder flash, RNXS	2	
Suit, diagonal serge, WRNS (jacket and skirt)	1	

4. Afloat Kit

(to be issued to members who have been accepted for the afloat specialisation and who are properly qualified (i.e. who have completed New Entry Training and passed medical examination))

Coverall, blue, GS	1	
Shirt, blue, polyester/cotton	1	(b)
Slacks, blue, working RNXS	2 prs	
Shoes, gymnasium, white	1 pr	(c)
Knife, clasp (Seamen only)	1	
Lanyard, knife (Seamen only)	1	

Notes

- (a) Women members receive an annual cash allowance for the purchase of tights.
- (b) Not to be issued if already supplied with main or afloat kit.
- (c) Boots DMS non-slip (man sizes) may be issued in lieu as appropriate.

Annex 14B

Gratuitous Issues of badges and buttons

ITEM	LDG NAVAL AUXILIARYMAN	CHIEF NAVAL AUXILIARYMAN
1. On Advancement Rate badges: Shoulder, gold or red on black Arm, red on blue, embroidered Buttons, anodised, $\frac{7}{8}$ in cuff, $\frac{7}{8}$ in Buttons, black $\frac{9}{16}$ in	1 pr 1 — — 2	1 pr — 6 6 —
2. On Qualifying for, or on Change of, Category/Specialist Qualification Badge Category/SQ badge: red on blue embroidered	1	1 pr

Annex 14C

Additional items which may be worn

1. The following items which have been approved as RNXS uniform may be taken on repayment from Service sources at Fleet Issuing prices, as optional items, by members of the RNXS.

a. RNXS officers

Gloves, brown cape
Jacket, windproof
Shoes, black leather, officer's
Trousers, working, worsted/polyester

b. RNXS male members

Beret, blue (RN pattern)
Gloves, AM knitted, wool/nylon, blue
Jacket, windproof, ~~working~~
Jersey, wool, heavy, navy blue
Raincoat, man's RN
Shoes, black, leather, Seaman's DMS
Shirt, blue, working
Shirt, white, polyester/cotton, collar-attached
Socks, black
Trousers, blue, working
Trousers, working, worsted/polyester
Tie, black

c. RNXS female members

Bag, shoulder, plastic black
Beret, blue (RN pattern)
Jacket, windproof, ~~working~~ (afloat members only)
Jersey, wool, heavy, women's
Gloves, lined, black leather
Raincoat, blue, women's
Shirt, women's, blue
Shirt, white, polyester/cotton, collar-attached
Skirt, diagonal serge, blue
Slacks, blue, working RNXS (afloat members only)
Shoes, black leather
Shoes, gymnasium, white (afloat members only)
Tie, black
Slacks, women's, diagonal serge blue

Chapter 15

Details of uniform

Articles

1501	Descriptions of uniform items
1502	Material for officers' blue uniform
1503	Ratings' uniform items
1504	Marking of kits
1505	Declared clothing
1506	Kit musters
1507 – 1599	Spare

Annexes

15A	DESCRIPTIONS OF RN UNIFORM ITEMS
15B	DESCRIPTIONS OF WRNS UNIFORM ITEMS
15C	DESCRIPTIONS OF QARNNS UNIFORM ITEMS
15D	DESCRIPTIONS OF RM UNIFORM ITEMS
15E	DESCRIPTIVE LIST OF RN BRANCH, SPECIALIST QUALIFICATION AND SKILL BADGES
15F	DESCRIPTIVE LIST OF WRNS CATEGORY, SPECIALIST QUALIFICATION AND SPECIAL SKILL BADGES
15G	DESCRIPTIVE LIST OF RM BRANCH, SPECIALIST QUALIFICATION SKILL AND SPECIALIST BADGES

CM 1

Illustrations

1501. Descriptions of Uniform Items

1. Brief descriptions of uniform items, together with instructions on manner of wear, are given in the Annexes. Items marked † are not available from Service sources.

1502. Material for Officers' Blue Uniform

1. For ceremonial occasions either all-wool barathea or face-finished cloth is required. All-wool barathea is first choice material for ceremonial occasions although face-finished cloth may continue to be worn until its replacement by all-wool barathea is necessary.

2. For non-ceremonial occasions, at the option of the wearer, the barathea or face-finished cloth may be replaced by a medium or lightweight blue diagonal serge – either solid worsted or worsted/polyester. Face-finished cloth may be worn until replacement is necessary.
3. Flag Officers' ceremonial day coats, gold-laced trousers and undress tail coats are to be in all-wool barathea, but face-finish cloth may be worn until replacement is necessary.
4. All materials must conform in shade and appearance to the relevant sealed pattern materials.
5. The trousers worn with No. 7W and No. 10W may be blue diagonal serge.

1503. Ratings' Uniform Items

1. In general, clothing of a quality inferior to the Service item, or differing therefrom in appearance, is not to be worn and will not be accepted as part of a man's kit. In the Annexes which follow, in the case of items marked*, any article obtained privately must correspond exactly to the Service pattern.
2. Certain civilian tailors have signed an agreement which guarantees that specified garments made by them shall conform to authorised patterns. Full details are given from time to time in DCIs.

1504. Marking of kits

1. All articles of kit (including underwear) are to be clearly marked with the name and initials and, in the case of doubt, the official number of the owner.
2. Kit bags are to be marked with the owner's name, initials and official number in black paint, in 1in block letters and figures, on the bottom of the bag.
3. In the case of male ratings other articles are to be marked in ½in block letters as follows:
 - a. *Method of marking:*
 - Blue clothes – with white paint
 - White clothes – with black marking ink
 - Boots and shoes, cases, travelling bags, etc. – with black paint
 - Jerseys, comforters, socks, stockings, etc. – with red worsted, or on a white tape in ink sewn over with blue worsted.
 - b. *Position of marking:*
 - Bags, travelling – on one side
 - Belts, waist – on the inside in the centre
 - Boots and shoes – inside the upper
 - Caps – in the crown
 - Cap covers – on the inside of the band
 - Cases – on top of the lid. Selected depot and official number to be included if practicable
 - Collars, seamen's blue – on the underside
 - Jackets – across the shoulders, inside
 - Jerseys, seamen's – on the inside of the bottom hem
 - Jumpers – on the back, close to the collar seam
 - Overalls – on the back, close to the collar, inside
 - Overcoats and raincoats – on the cloth inside the coat, right-hand side, in a vertical position, with the first initial in line with the second buttonhole
 - Scarves and comforters – diagonally across the corner
 - Shirts and vests – on the tail
 - Socks and stockings – inside top of leg
 - Towels – horizontally in the centre of both ends
 - Trousers, shorts and trunks – on the inside of the waistband at the back.
4. NAME TAPES. As an aid to personnel identification all Leading rates and below are to display their names and initials, in black marking ink, on one inch white tape sewn on to blue working dress shirts immediately above the left breast pocket. A gratuitous issue of white tape is made to new entrants for this purpose. (See BR 96.)
5. WOMEN RATINGS. Articles of kit similar to those provided for male ratings are to be clearly and indelibly marked in the positions indicated in para. 3b above. Dresses are to be marked on the inside layer of the front placket and skirts on the inside of the waistband at the back.

1505. Declared Clothing

1. Articles acquired by one rating from another with Divisional Officer's permission (in accordance with *QRRN*) are to be marked at the time of transfer with the 'declared clothing' stamp: a circle of approx. 1½in diameter enclosing the interlocked letters 'DC'.

1506. Kit Musters

1. Illustrations of the method of laying out the kits of naval ratings for muster are in BR 1938, *Naval Ratings' Handbook*.

1507 – 1599. Spare

Annex 15A

Descriptions of RN Uniform Items

Aiguillettes and Royal Cyphers

1. **AIGUILLETTES.** Aiguillettes are made with gold cord and consist of two single plaits of unequal length with two cords of unequal length starting from an end of each plait. At the other end of each plait there are a few inches of plain cord ending in a netted head and gilt-embossed metal tag. The longer plait and cord are joined to the shorter plait and cord by a metal clasp about 1½in wide, with which the aiguillette is fastened to the shoulder strap. The longer or back cord is looped up on the shorter or front cord, the front cord and short and long plaits are fastened together, and where they are fastened together a small gold braid loop is fitted.
2. The aiguillette is worn on the shoulder, the arm being passed between the front or short plait and cord and the back or longer plait and cord. It is always worn with a shoulder strap. With uniform of which shoulder straps form part, the aiguillette is attached to the normal shoulder strap. With uniforms which do not incorporate shoulder straps a special aiguillette shoulder strap is worn, embroidered with the same pattern cord as the aiguillette and with a small gilt or anodised button at the apex: special fittings are sewn to the shoulder of the garment to accommodate this strap.
3. The aiguillette is supported at the end away from the shoulder strap by attaching the gold braid loop to a button sewn to the jacket under the lapel, or to the top button of a tunic or coat without lapels. Aiguillettes are made up for wear on either the right or left shoulder as required.
4. The different patterns of aiguillette are:
 - a. † For Admirals of the Fleet, etc. (0330.1a). Gold wire basket cord, ¼in thick. Shoulder strap fully covered with the same plaited cord.
 - b. † For Personal Aides-de-Camp to The Queen (0330.1b). Two sizes of aiguillette are used. The full dress aiguillette is made of gimp and orris 10-line cord ¼in thick, triple plaited. The undress aiguillette is of plain gimp 9-line cord, ¼in thick, double plaited. The plaits of both aiguillettes are finished with a single cord with a four-turn knot above the metal tags. Shoulder straps fully covered with the same plaited cord.
 - c. For Aides-de-Camp to The Queen, etc. (0330.1c). The 'Palace' type aiguillette. Gold gimp cord ¼in thick. Shoulder strap fully covered with the same plaited cord. The aiguillette for Aides-de-Camp to Governors General, etc. (0330.1d) is the same but without the Royal Cypher.
 - d. For Naval Members of the Defence Council and Admiralty Board (0330.1e). The 'Board' type aiguillette. Gold gimp cord ½in thick, flecked with blue and with gilt metal tags of special design mounted with silver metal anchors. Shoulder strap fully covered with the same plaited cord.
 - e. For Aides-de-Camp to Governors and Lieutenant Governors (0330.1f). The 'Staff' type aiguillette. The cord is the same as for the 'Board' type, but the shoulder strap is ornamented at the lower end only with loops of the plain (not plaited) cord.
 - f. For personal staffs and Service attachés and advisers (0330.1g). The 'Staff' type aiguillette (as e) adjusted for wear on the left shoulder.
5. **ROYAL CYPHERS.** † The royal cypher is in dull silver and comprises roman letters either ¾in or ½in high surmounted by a crown ⅜in high.
6. The cypher with letters ¾in high is worn on aiguillette shoulder straps, including the additional aiguillette shoulder strap worn with the broad riband or collar of orders (0211.3a and 0212.1a).

7. The cypher with letters $\frac{1}{2}$ in high is worn on both shoulder straps of the greatcoat, watch coat and all white and khaki uniform: it is placed at the foot of the gold lace on the shoulder strap of officers of Flag rank; for other officers it is superimposed on the lowest row of lace, with the bottom of the cypher even with the lower edge. For Chaplains the cypher should be $\frac{1}{8}$ in above the bottom edge of the shoulder strap, the Chaplains' badge being placed immediately above the cypher.

8. The royal cypher is worn on shoulder straps in all cases, except that honorary chaplains to The Queen wear a special bronzed badge on blue uniform jackets as detailed in 0342.

9. FOR PERSONAL AIDES-DE-CAMP TO THE QUEEN the cypher is worn in the same manner but is in engine-turned silver and comprises *block* letters either $\frac{7}{10}$ in or $\frac{9}{10}$ in high surmounted by crown $\frac{1}{2}$ in high.

10. When the cyphers of more than one Sovereign are worn those with the smaller letters are used in each case.

Bags, travelling*

1. Canvas. Hold-all type, closed with a zip. Measuring 25in by 13 $\frac{1}{2}$ in by 6 $\frac{1}{2}$ in and having a capacity somewhat less than that of the Service suitcase. Supplied for use as an alternative to the suitcase. Men serving afloat who do not choose to take a suitcase with them may be permitted to take a travelling bag in lieu.

Belts, waist*

1. Belt of heavy twill webbing, blue or white as required. Metal buckle, slide adjuster and connecting loop. Small outside pocket with flap and press stud fastening. Optional for wear with 'negative jacket' or 'negative jumper' Dress.

Berets, blue

1. Navy blue knitted wool. Lined with twill. Petersham headband. Inside stiffener positioned so as to come over the left eye. The beret badge is positioned over the stiffener. Worn with the petersham band level round the head and 1in above the eyebrows, with the crown pulled to the right.

Blouse, working, worsted/polyester, officers-under-training

1. Navy blue, wool and polyester barathea. Step collar. Single-breasted, with three uniform gilt or anodised buttons. Two outside breast pockets with flaps, the flaps being $\frac{1}{2}$ in above the second buttonhole from the top; each breast pocket 6 $\frac{1}{2}$ in depth and 6in width and fastening with a uniform gilt or anodised button. Body pleated with twelve pleats into a belt fitted with a buttonhole to fasten to one of three plain buttons. Sleeves with plain cuffs to fasten with a plain button, fly type.

Boat cloak, officers'†

1. Blue cloth lined with white. Four gilt or anodised buttons, all to button. Lion-head fastening and chain at neck. Two pockets inside. Collar 2in stand, 3 $\frac{1}{2}$ in fall. Length 2in above the knee.

Boots, ankle

1. Plain black leather boots without toecaps. Lacing, with six eyelets each side. Leather or rubber heels as required.

2. The ankle boots, supplied with officers' initial outfits are ratings' pattern with leather soles and heels. They are for use by officers under training, on ceremonial occasions and guard duties as required and may be worn on other occasions instead of shoes as indicated in Annex 3A.

3. Ratings' kits must include one pair of boots of Service pattern. A second pair, if maintained, may be of lighter manufacture. Leading Patrolmen may wear on duty and maintain as compulsory kit as an alternative to one pair of Service footwear any suitable boots of trade pattern provided they approximate in appearance to the Service pattern and are not fitted with toe-caps.

Boots, DMS, conductive, non-slip

1. Plain black leather ankle boots with steel toe-caps. Lacing with three eyelets each side. Rubber heels and soles with 'Feldman' non-slip tread.

2. These boots are primarily for wear at sea and are not to be worn ashore except when specifically authorised.

Braces†

1. Optional pattern. Not to be worn so as to show, e.g. with 'negative jacket' or 'negative jumper' dress.

Buttons, officers'

1. Raised round gilt or anodised buttons:

- a. *For officers of Flag rank* – with a rope rim encircling a plain rim within which is a wreath of laurel surrounding a fowl anchor under a crown;
- b. *For other officers* – the same, but with no laurel wreath.

Annex 15A continued

Buttons, officers'

1. Raised round gilt or anodised buttons:
 - a. For officers of Flag rank – with a rope rim encircling a plain rim within which is a wreath of laurel surrounding a foul anchor under a crown
 - b. For other officers – the same, but with no laurel wreath.
2. Sizes of buttons to be worn: Size 1 (37 line (9/10in diameter) relief 7 line) on coats and jackets, except mess jackets; and on tunic, worsted/polyester blouse, boat cloak. Size 2 (30 line (3/4in diameter), relief 6 line), on mess jackets and pockets (only) of white bush jacket. Size 3 (26 line (13/20in diameter), relief 5½ line) on waistcoats, shoulder straps and pockets (except bush jacket).
3. A mixed set of gilt/anodised buttons is not to be worn on any uniform garment.

Buttons, ratings**

1. Raised round button with a plain rim within which is a foul anchor surmounted by a crown. Gilt or anodised metal, black or white plastic as required. Warrant Officers, Chief Petty Officers and Petty Officers, Leading Artificers, Acting Leading Artificer Apprentices and Leading Rate Artificer Candidates on commencement of common training with Acting Leading Artificers wear gilt or anodised buttons on overcoats, jackets and waistcoats and white tunics. Other ratings wear black buttons on overcoats, jackets and waistcoats and white buttons on white tunics.
2. Buttons of the following sizes are worn: overcoats 1½in; jackets and tunics 7/8in; waistcoats 9/16in.

Cap, blue, working*

1. A plain, soft, peaked cap supplied for use by Mechanic ratings in working rig only. No badge or cap ribbon is worn with this cap.

Cap, Class II ratings**

1. Crown circular in shape and 2¼in larger in diameter than the external diameter of the band i.e. difference between perimeter of crown and band 7in. Overall height of cap to be 3½in.
2. The quartering to be not less than 1½in nor more than 1½in deep.
3. Crown and quarterings of white PVC coated fabric embossed matt weave design.
4. Band 1¾in deep consisting of white plastic material ¾in deep and blue cloth 1in deep with a piping ¼in up from the bottom edge to keep the cap ribbon in place.
5. Lining of grey sateen fitted to form two pockets along the cap 2½in apart and interlined with oil-impermeable plastic sheeting.
6. Shaped stiffener extending to edge of crown.
7. Chin stay 24in long of 1in blue worsted tape with one end sewn in the crown seam.
8. Stitched around the edge of crown with one row of stitching, the stiffener being caught in with the stitching to form a firm edge and the stitch holes sealed with pigmented plasticised PVC dope.

Caps, peaked (fixed or detachable top)*

1. White ribbed plastic crown and quarterings. Blue cloth band. Crown to be slightly oval in shape, with measurements from 26.1cm to 30cm, front to back, according to size of cap, and 1cm less in each case from side to side. To have a piping round the edge of the crown, and a stitched outwelt near the bottom of the band. To have a band of black worsted braid 4.5cm wide with the join in front so as to be covered by the badge; a press stud fastener to be fitted at the join to hold the braid band, with the cap badge attached, in position on the cap. The band of the cap to be supported with stiffening. The crown to be extended with a 5mm galvanised steel grommet joined with a steel connecting tube. The quarterings to be lightly and evenly padded with wadding. The chin strap to be of black patent calf leather or black plastic material of similar appearance, 1cm wide, buttoned to two plain, black, flexible buttons placed 1.5cm behind the corners of the peak.

2. PEAKS

- a. For Commanders and above and for Chaplains – covered with blue cloth and bound with black PVC material.
 - (1) For officers of Flag rank – approx 7cm deep at the centre; embroidered all round the edge with gold oak leaves 1.9cm wide.
 - (2) For Commodores, Captains and Commanders – approx 6.4cm deep at the centre. Embroidered along the front edge only with gold oak leaves 1.9cm wide.
 - (3) For Chaplains – approximately 6.4cm deep at the centre. Embroidered along the front edge only with black worsted braid, 1.9cm wide edged with cord.

- b. For other officers and Class I and III ratings – approximately 5.5cm deep at the centre. Black patent leather or black plastic material of similar appearance, without embroidery.
- c. The peak in each case to droop at an angle of 45 degrees.

Cap covers

1. †Khaki drill for wear with working khaki. †Stone-coloured worsted/polyester made to measure for wear with stone-coloured worsted/polyester Service dress only. Stone-coloured polyester/cotton for wear with stone-coloured polyester/cotton bush jacket only.

Cap ribbons*

1. Black polyester ribbon with lettering in gold wire. To be worn on cap by ratings in Class II uniform. The ribbon is to be worn with the name straight in front, and tied in a bow over the left ear in such a manner that the centre of the lettering on the ribbon is over the nose. The ends of the bow are to be of equal length, not exceeding 2in.

Cap tops

1. Replacement covers, in white ribbed plastic, for peaked caps with detachable tops.

Cases, suit

1. The Service pattern suitcase is of light oatmeal canvas with leather bindings and of the following dimensions.
2. Overall measurements of case when closed including corner caps and studs but excluding handle: 26in long, 15in wide, 7in deep. The overall width of the case including handle with D rings not to exceed 16in. Ratings are not allowed to have in their possession in ships and establishments suitcases which exceed the above dimensions.
3. Suitcases of the former green pattern may continue to be used until replacement is required.

Cloaks (see Boat Cloak)

Coat, ceremonial, day†

1. FOR CERTAIN OFFICERS OF FLAG RANK, Navy blue barathea. Double-breasted. Skirted. Six buttons in each row down the front, 6in apart across the breast, to button six; Admirals of the Fleet may, at their option, wear eight buttons in each row, similarly disposed. The skirt to begin at one-fifth the circumference from the front edge, to be lined with black, and to have one button at the bottom of each pleat and two buttons in the waist seam behind. Skirt to have a pointed blue flap at each side with three black silk cords on it and three buttons underneath. Length of skirt to back of knee. Distinction lace of rank on cuffs. Collar of white superfine cloth, the corners slightly rounded and fitted with a black tongue to cover the space between them, fastened at the bottom with one hook and eye. Collar laced at top, front and bottom edges with plain 3/16in gold wire lace. Collar 2in high. Shoulders fitted for shoulder straps.

Coat, Dental Officers'

1. White polyester/cotton. Wrapover style. Knee length. Fastens at right shoulder with two buttons, continuing with four concealed buttons on right side. Short sleeves. Stand collar. Patch pocket on right breast.

Coat, overall, man's, white, for Medical Officers

1. White polyester/cotton twill. Single-breasted, step collar, to button four. Fronts to have hip patch pockets and a breast patch pocket on left side. Welted side slits to allow access to under-garment pockets. Two piece sleeve set in. Back vented in a centre seam. Sewn on shoulder flaps. No belt.

Coat, undress ('Reefer')†

1. Navy blue barathea or serge of approved pattern. Double-breasted. Four gilt or anodised buttons each side, to button four, spaced from 2 1/2in to 2 3/4in according to height of wearer. Jetted pockets each side in line with lowest button, and outside left breast pocket approximately 4in wide, all without flaps. Opening 5in long at bottom of each side seam. Stand and fall collar. Length of jacket sufficient to cover the hips. Round cuffs, with distinction lace for rank, except for Midshipmen who have badges of rank at end of collar each side.

DETAILS OF UNIFORM

Annex 15A continued

Coat, undress, tail†

1. For officers of Captain's rank and above. Navy blue barathea. Full length evening tail coat with pleated skirts, length to back of knee. Stand and fall collar. Long lapels. Three gilt or anodised buttons each side on foreparts. Six buttonholes: four in each lapel and two below. A three-pointed flap on each rear hip, with

Continued on page 15-A5

DETAILS OF UNIFORM

Annex 15A continued

notched hole of black twist to each point and a gilt button under. One gilt or anodised button at the bottom of each tail pleat and two in waist seam at rear. Link formed by two gilt or anodised buttons connected by a ring to fasten, if required, through top buttonholes below lapel: the other buttonholes and buttons are non-functional. Round cuffs laced for rank.

Collars, day, stiff and semi-stiff

1. A plain white stiff double collar is to be worn by officers with Nos. 1 and 4 Dresses.
2. Semi-stiff plain white collars may be worn by officers in Nos. 5, 5J and 12 Dresses.

Collars, evening

1. A stiff white winged collar is to be worn by officers with Nos. 2 and 2W Dresses and may be worn with Nos. 6 and 6W Dresses when ordered.

Collar, seamen's blue*

1. Two-piece rectangular collar, with stand and fall of mid-blue polyester cotton twill: border of composite tape 2cm wide, consisting of two 3mm blue stripes on white background. Fastened to jumper by button and buttonhole (worked centrally in collar stand) and 'touch and close' fastenings positioned on either side of the button-hole and at the bottom and inner edge of each front section.

Coveralls, blue, flame-resistant

1. For AMR ratings, ME ratings in steam-driven ships and entitled submarine personnel. Blue cotton drill. Combination style. Prussian type collar. Front opening from neck to fork. Adjustable cuffs. Velcro fastening for front, cuffs, side opening and pockets. Girdle for waist adjustment. Flame resistant.

Coveralls, blue, General Service

1. For ratings, other than those in receipt of the flame-resistant blue coverall. Navy blue polyester/cotton twill. Combination style. Stand collar. Front opening from neck to fork. Slide fastener at front. Snap fasteners at pockets and cuffs.

Coveralls, white

1. Worn by officers and Warrant Officers in technical branches. White florentine drill. Stand collar. Detachable waistbelt. Two outside breast pockets and one hip pocket with buttoning flaps, two side pockets opening through and one torch pocket. Plain buttons, all detachable except on waistbelt.

Cummerbund, black

1. Black baratheia or polyester. Lined with white material. Plain design. The top edge curved in at the centre: the bottom edge curving symmetrically from 6in deep at the centre to 3½in at the ends. Adjustable velcro fastening.

Gaiters, officers

1. Black enamelled hide. Four eyelet holes each side. Fastened with leather loops. Strap and buckle at the top. The gaiter to be 9½in high at the front and 10¼in high at the back seam.

Greatcoat, officers'

1. Blue beaver cloth. Length 16in from the ground. Double-breasted. Six gilt or anodised buttons, size 1, each side, four to button; bottom button at hip level. Inset side pockets with flaps; top of pocket in line with bottom buttons. Sword slit just above left hip with buttoning flap and sword hook inside. Plain back with centre seam and back vent buttoning on inside at centre. Detachable half-belt at back, fastening with two gilt or anodised buttons, size 1. Stand and fall collar with throat tab. Shoulders fitted with loops to enable detachable shoulder straps to be worn. Two-piece sleeves with plain cuffs.

Gloves, officers'

1. With ceremonial day coat – plain white leather or cotton.† With other uniform – plain brown leather. Button or press stud fastening.

Gloves, ratings'

1. Plain blue woollen or brown leather as required.
2. White cotton.* Service issue for ceremonial.

*Annex 15A continued***Housewife†**

1. Dark blue drill strip of material with two pockets, containing sewing and darning materials, to roll up and secure with tapes.

Jacket, bush, stone-coloured

1. Stone-coloured polyester/cotton. As provided for Royal Marines. (Available only to officers specially authorised to wear it, *see Annex 3B.*)

Jackets, bush, white

1. Garments single-breasted in white drill to be to one of the following patterns:
 - a. *For all officers.* Short set-in sleeves with plain cuffs. Stand and fall collar. Open at the neck with laid on front strap. Buttoned with four gilt or anodised buttons. Loose belt with gilt or anodised buckle. Yoke back with vents about 5½in long at the bottom of each side seam. Pleated patch breast pocket with single pointed flaps; patch hip pockets with straight flaps. Pockets buttoned down with a gilt or anodised button. Shoulders fitted with eyelet holes for shoulder straps.
 - b.† *Optional, for officers of Commander's rank and above.* Long sleeves buttoned at the cuff with a ½in plain white button. Open at neck. Buttoned with four gilt or anodised buttons. All-round belt with detachable gilt or anodised buckle. Opening about 5in long at the bottom of each side seam. Four pockets with flaps buttoned down with a gilt or anodised button. Sleeves may be worn rolled up or jacket may have sleeves of elbow length at option of the wearer. Shoulders fitted with eyelet holes for shoulder straps.

Jacket, Class I and III, double breasted, blue diagonal serge*

1. Double-breasted collar (stand and fall) and lapels. Bluff edges. Length 1 in below fork. External inset breast pocket on left side. Pocket either side with flap, upper edge in line with hip. Internal breast pocket on left side.
2. FOREPART BUTTONS. To button three. Three ⅞in uniform buttons and buttonholes to correspond each side, the lowest button in line with the top of the pocket, the buttons an equal distance apart, not less than 3¼in or more than 4in according to the height of the man. Button stand 5in. The buttons on the left forepart to be plugged.
3. CUFF BUTTONS. Chief Petty Officers three ⅞in flat-backed uniform buttons in horizontal row 4in up from bottom of each cuff. Petty Officers two ⅞in buttons at the side of each cuff, disposed vertically 1in and 2¼in up from bottom. But Acting Leading Artificers, Leading Artificers and Leading Rate Artificer candidates on commencement of common training with Acting Leading Artificers wear only one button at side of cuff and Artificer Apprentices nil. Cuff buttons are not worn by Warrant Officers.
4. Warrant Officers, Chief Petty Officers, Petty Officers, all Artificers and Artificer candidates on commencement of common training with Acting Leading Artificers to have gilt or anodised buttons on all jackets. Other ratings to have black crown-and-anchor buttons on all jackets.

Jacket, mess, blue, officers'†

1. NAVY BLUE BARATHEA. Short evening-dress type jacket with long lapels but reaching short of the hips. Three gilt or anodised buttons each side. Six buttonholes, four in each lapel and two below. Stand and fall collar. Slightly roached over the hips, with a rounded peak behind. Two pockets with welts at the side. The jacket is fastened in front by two gilt or anodised buttons connected by a ring linked through the two top forepart buttonholes: the other buttons and buttonholes are non-functional. Round cuffs, with distinction lace for rank, except for Midshipmen, who have badges of rank at end of collar each side.

Jacket, mess, blue, senior rates†*

1. FOR SENIOR RATINGS' EVENING DRESS. Blue diagonal serge with roll collar; single-breasted with patrol back; melton under collar. Fully lined – black lining to body, white lining to sleeves. Chest padded and quilted. Inside pocket in right forepart. Set-in sleeves with distinguishing buttons as for Class I and III uniform jackets. Two buttonholes in each front with links button in upper pair; to show buttons in each front. Front buttons ⅞in anodised crown-and-anchor crested buttons. No shoulder straps. Slightly roached over the hips with peak at back.

DETAILS OF UNIFORM

Annex 15A continued

Jacket, mess, white, officers'

1. White satin drill, collar cloth or other approved material. The same shape as the blue mess jacket, but with a shawl (roll) collar. Two detachable gilt or anodised buttons each side and two buttonholes at edge of jacket, each side, in line with the buttons. Fastened in front by two gilt or anodised buttons connected by a ring linked through the two top buttonholes: the other buttons and buttonholes are non-functional. Pocket with welt each side. Plain cuffs. Shoulders fitted for shoulder straps.

Jacket, mess, white, senior rates'+*

1. WARRANT OFFICERS', CHIEF PETTY OFFICERS' AND PETTY OFFICERS' EVENING DRESS. As for officers, except that the shoulders are not fitted for shoulder straps, the gilt or anodised front buttons are $\frac{7}{8}$ in, and detachable $\frac{9}{16}$ in gilt or anodised buttons are worn on the cuffs, positioned as on the appropriate Class I and III Jacket.

Jacket, reefer (see Coat, undress)

Jacket, stone-coloured Service Dress†

1. Stone-coloured worsted/polyester. Loose belt and detachable shoulder flaps. Single breasted. Two-piece back cut with a centre vent. Step collar. Two pleated breast pockets with three pointed flaps to fasten with snap fasteners. Bellows patch hip pocket with straight flap. Jetted ticket pocket. Inside breast pocket. Two-piece set-in sleeves with laid on pointed cuff 6in deep at point. Buttonholes and eyelets worked for four anodised buttons.

Jacket, windproof

1. Navy blue windproof and showerproof cotton and polyester fabric with quilted lining. Single-breasted, with slide fastener front closure, set-in sleeves, plain cuffs, shoulder straps, and one internal breast pocket.

Jacket, windproof, working*

1. Proofed nylon material. Light blue colour. Fully lined. Plain front without pockets, with slide fastener closure to neck, the slide fastener not to be visible when jacket is fastened. Plain back. Stand and fall collar.

Jersey, seamen's*

1. Navy blue. Knitted worsted yarn. Long sleeves. Low, straight neck.

Jersey, wool, heavy

1. Navy blue. Knitted yarn. Long, set-in sleeves. Straight body. Reinforcing patches at elbows and shoulders. Shoulder flaps with touch-and-close fastening. Round neck.

Jumper, blue diagonal serge (modernised)*

1. Coat style, shaped to the body, with V-neck front opening and open-ended slide fastener front closure; bottom edge in line with fork; plain double thickness collar attached. Lined with knitted nylon cloth.
2. Black 'silk' facings on either side of front opening, extending from shoulder seam to a point 5cm below top of slide fastener and 5cm wide at the shoulder seam, to simulate traditional black 'silk'.
3. 'Touch and close' tape, positioned at back of neck and on inner edges of front opening, together with a button sewn to the centre back seam of lining 2cm below collar seam, for attachment of seaman's collar.
4. Back, cut with centre seam; uncut dart 10cm long sewn in each shoulder seam 6cm from neck point.
5. Slide fastener to be 28cm to 34cm in length according to height of wearer.
6. Two-piece set-in sleeves with 8cm deep cuff, lined and with 'touch and close' fastening.
7. Two vertical inbreast pockets.
8. A 75cm length of blue worsted tape passed through two 2.5cm vertical beackets positioned parallel with, and 1cm from, the front edge of each forepart, with the lower ends aligned with the top stops of the slide fastener.

Jumper, white drill, coat style*

1. Shaped to the body. Bottom edge in line with the fork.
2. Two-piece back with centre back seam.
3. Coat style, with slide fastener front closure.

4. A 30in length of white bleached tape passed through two 1in vertical hand-worked beackets positioned 1in above the top of the slide fastener chain.
5. The depth of the 'V' neck front opening to the top of the beackets to be 12in to 15in according to height of wearer.
6. Two-piece set-in sleeves fitted with buttoning cuff (two plain buttons) and vent; the sleeves to extend to the wristbone.
7. Fitted with under collar of self material and top collar of blue dungaree bordered with blue-and-white-striped composite tape, both attached. The composite tape on the top collar to be $1\frac{3}{16}$ in wide and have two $\frac{1}{8}$ in blue stripes on white background.
8. Jumper to be bound round the bottom hem and the bottom edge of the cuffs with a $\frac{1}{2}$ in binding of the same dungaree as used for the collar, the binding to be sewn with white thread.

Knife, clasp*

1. Stainless steel clasp knife with one blade, marline spike, screwdriver, can-opener and shackle for attachment to lanyard.

Lanyard, knife*

1. Cable-laid white cotton yarns, three-stranded with three yarns. Overall length 36in. Neck loop one end with sliding turk's head knot; small fixed loop at other end spliced one tuck with turk's head knot.
2. The lanyard is to be worn resting along the integral silk of the jumper so that the running turk's head rests just above the zip. The standing eye of the lanyard is to be passed down the right side of the bow and up the left side, so that it forms a loop behind the tape, and is then to be tucked into the jumper. The appearance of the lanyard is improved if the end is first passed through the two beackets before tucking the end into the jumper and before passing the tape through the beackets.

Lanyard, scarlet, for Artificer Candidates*

1. COTTON BRAID. Length $3\frac{2}{3}$ in loop and Turk's head knot at each end.
2. Worn on the right shoulder of uniform jackets or jumpers, collar-attached shirts and heavy wool jerseys. The running end is passed under the arm from behind the shoulder, where it is placed under the braid of the main loop and pinned securely to the garment. The lanyard is worn under shoulder flaps.
3. The lanyard is to be worn only within HMS *Collingwood*, HMS *Daedalus* and HMS *Sultan*, or on group transport between these establishments, as ordered by CINCPACFLT or FONAC.

Mugs

1. A polypropylene, 1-pint mug is supplied as Service item, but any plain 1-pint mug, enamelled or plastic, may be maintained in kit.

Overcoat (British Warm), officers'†

1. Blue fleecy wool cloth, fully lined. Double breasted. Four gilt or anodised buttons, size 1, each side, four to button. Two-piece sleeves with plain cuffs. Two-piece back with centre vent. One piece top collar. One welted breast pocket, two hip pockets with flaps and one inside breast pocket. Sword slit just above the left hip with buttoned flap and sword hook inside. Shoulders fitted to enable shoulder straps to be worn.

Overcoat, ratings*

1. Navy blue cloth. 'Lancer' front with two-way collar for buttoning up to the neck and for turning back the lapels to the second buttonhole. Five uniform buttons each side, to button four. Adjustable belt at back. Length 16in from ground.

Pillow slips

1. Plain white cotton.

Raincoat*

1. Navy blue wool cotton gaberdine with black nylon lining. Single-breasted, with set-in sleeves, fly-front fastening with four buttons, and button closure at the neck. Prussian-type collar. Vertical welt slit through pockets. Shoulder flaps. Knee length.

DETAILS OF UNIFORM

Annex 15A continued

Sandals

1. Plain brown leather. Closed toe pattern, with ankle straps. Micro-cellular soled. Leather-soled sandals of the previous pattern may continue to be worn while stocks remain. Plastic sandals of similar colour may be worn optionally.

Scarves, officers'†

1. Plain white. Material optional.

Scarves, ratings'

1*. BLACK (SILK). Black rayon, nylon or viscose material. Hemmed edges size 50in by 12in. Made up and worn with white drill jumper as follows:

Turn in sides of the scarf to meet along the centre line; then repeat this process. Fold the edges together to form a final band 50in long and 1½in wide: pressing as necessary throughout. Stitch the ends in a position to form a loop of suitable size to the wearer. Pass the scarf under the collar at the back. Secure it to the jumper in front by the tapes. Tie the tapes in a bow over the scarf to leave a bight of the scarf 1in to 2in long. (To enable the bight to lie flat place a half-turn in the scarf before securing it with the tapes.) The ends of the bow in the tapes are to be equal in length and 1½ to 2in long. The pendant ends of the tapes are to be 'fish tailed', of equal length and 5in to 7in long. The silk is to be worn so that both double edges face to the left.

2†. WHITE. Plain white. Material and size optional, but should resemble cotton and wool, bleached, 48in by 18in.

Sheets

1. Plain white cotton.

Shirt, blue, working*

1. Mid blue polyester/cotton. Coat style. Collar-attached fastening at the throat with a button. Six buttons down the front, including the collar button, the buttons being 3½in apart. Long sleeves buttoning at the wrist. Two plain, patch, breast pockets with flap closed with a button. Plain blue, plastic ½in buttons.

Shirts, evening, stiff-fronted

1. Plain white with stiff front and cuffs; two visible stud holes: gold or gilt studs and cuff-links. The stiff-fronted evening shirt is always to be worn by officers with Nos. 2 and 2W Dresses and is normally to be worn with Nos. 6 and 6W Dresses.

Shirts, evening, semi-stiff and soft-fronted

1. Evening shirts with soft ribbed or marcella fronts, collars and cuffs are to be worn by officers with Nos. 7 and 7W Dresses and may also be worn with Nos. 6 and 6W Dresses at senior officer's discretion.

Shirt, khaki†

1. Khaki poplin shirts, long-sleeved, collar-attached, are worn with khaki working dress only.

Shirt, knitted, cooks'*

1. Plain white. Knitted from cotton/rayon fabric. 'T' shirt style. May be worn by all ratings with No. 4 Dress.

Shirt, stone-coloured

1. Stone-coloured polyester/cotton shirts, long-sleeved, collar-attached are supplied for wear with stone-coloured polyester/worsted Service dress.

Shirt, white, collar-attached

1. Plain white, collar-attached. Long sleeves. Soft single cuffs and shoulders fitted with flaps for rank and rating badges.

2. For wear by officers with Nos. 5, 5J and 12 Dresses and by Class I and III ratings with Nos. 1, 2, 2N, and 7A Dresses. Previous patterns may continue to be worn until they require replacement.

Shirt, white, tropical, officers'

1. Coat style. To button five with plain white buttons. No button or buttonhole at neck. White twill. Polo collar attached. Pocket on each breast, without flap. Yoke at back with box pleat. Shoulders fitted for shoulder straps. Sleeves to be short.

Shirt, white, tropical, ratings'*

1. Plain white cotton shirting. Open neck. Polo collar attached. Sleeves to the elbow. Coat style. Uniform $\frac{1}{16}$ in button at neck: gilt or anodised for Warrant Officers, CPOs and POs, black for other ratings not dressed as seamen.

Shirt, white, tunic-style

1. Plain white. Soft-fronted. Without collar. Long sleeves. Either soft double or stiff cuffs.
2. This shirt is to be worn by officers with Nos. 1 and 4 Dresses and may also be worn with Nos. 5, 5J and 12 Dresses in lieu of the collar-attached shirt.

Shoes, black leather, officers'

1. Plain black leather. Plain Oxford design, no toe-caps. Lace up with five eyelets each side. Patent leather shoes of Oxford design may be worn with Nos. 2, 6, 7, 2W, 6W, 7W and 10W Dresses. Plain fronted half-wellington or George boots, without toe-caps or straps, may be worn optionally instead of black shoes.

Shoes, black leather, ratings'

1. Black leather. Gibson pattern. Plain lace-up design without toe-caps. Four or five eyelets each side. Moulded rubber sole. Shoes of the previous pattern with micro-cellular soles will continue to be issued and worn while stocks last.
2. Metal protectors are *not* allowed on shoes worn afloat.

Shoes, gymnasium*

1. White canvas. To lace with four or five eyelets each side according to size. White rubber soles.

Shoes, white, canvas

1. White canvas. Oxford pattern. Five eyelets each side. PVC soles and heels. Shoes of the previous pattern with leather soles will continue to be issued and worn while stocks last. Officers' pattern white tropical shoes may be worn optionally.

Shoes, white, tropical, officers'

1. Plain white buckskin or substitute. Plain Oxford design, no toe-caps. Lace up with five eyelets each side. Leather soles and heels. Ratings' pattern white canvas shoes of similar design may be worn with white uniform on ordinary working occasions on board HM ships.

Shorts, blue drill, tropical*

1. Drill. Pleated into 2in waistband. Waistband extension fastening with button. Waist adjusting straps with buckle. Side pockets and hip pocket. Bottom of leg 25in to 28in round. Length approximately 3in above centre of kneecap.

Shorts, white, tropical*

1. White satin drill. Two pleats in each topside and an uncut dart in each underside, fitted into a 4.5cm deep waistband. The waistband to have a front extension piece with double hook and bar fastening. Side adjusting straps with buckle. Straight side pockets and one hip pocket. Bottom of leg 44–68cm round and to reach to about 7.5cm above the centre of the kneecap.

Shoulder badges, officers'

1. Shoulder badges of rank consisting of bands of cloth with EP copper wire lace are worn on the white, collar-attached shirt with No. 12 Dress, on the blue working shirt and on the heavy wool jersey, windproof working jacket and worsted/polyester blouse. Badges of rank, with the gold lace represented by woven yarn, are worn on foul weather coats and flying clothing. Midshipmens' shoulder badges of rank bear a representation of the white 'turn-back' and a twist of cord, and a small anodised button. The badges are formed into sleeves around the garment's shoulder flaps and closed by means of press studs.

Shoulder badges, ratings'

1. Detachable sleeve-type shoulder badges with woven rank markings, as described in 0410, are provided for wear on the shoulder flaps of heavy wool jerseys and blue working shirts. On foul weather garments, Warrant Officers wear woven gold on black, and CPOs and below printed blue on white, shoulder badges of similar design.

Annex 15A continued

Shoulder straps, officers'

1. Shoulder straps are worn by officers on the ceremonial day coat, greatcoat, overcoat, watch coat, white tunic, white mess jacket, bush jacket and stone-coloured jacket.
2. Shoulder straps to be 5¼in long and 2¼in wide, of navy blue cloth covering a firm waterproof foundation of a resilient nature, with a gilt or anodised button at the top. Rank and branch are indicated by gold lace or appropriate devices and distinction cloth.
3. Shoulder straps for wear on white uniform to be lined with white kid or white plastic material and have a long-shanked button and metal fastener at the top and white tapes at the lower corners for ready attachment and removal. With the greatcoat and watch coat the white backing and tapes should be dispensed with, a short-shanked button fitted and the shoulder straps sewn to the garment.
4. The shoulder straps worn by officers of Flag rank have the top covered with 2in wide gold lace, showing a margin of ½in cloth, with the silver rank devices superimposed. For Medical and Dental officers of Flag rank this shoulder strap is piped all round with distinction cloth of branch ½in wide.

Slippers†

1. Plain black. Style optional.

Socks and Stockings, officers'

1. SOCKS. Plain black with blue trousers (thin socks with shoes; thick socks with boots), and thin black socks when black shoes are worn with stone colour. Plain white socks with white trousers, material optional.
2. STOCKINGS. Plain white turnover stockings for tropical dress, as shown in Table of Dresses.

Socks and Stockings, ratings'

1. Plain black socks (thin with shoes and thick with boots) are to be worn with blue uniform.
2. Plain navy blue stockings are to be worn by ratings below Petty Officer with white tropical shorts and by all ratings with blue tropical shorts, except that under conditions of great heat all ratings on board and in duty boats' crews may be allowed to wear white socks and white canvas shoes.
3. Plain white stockings are to be worn by Warrant Officers, Chief Petty Officers and Petty Officers with white tropical shorts.
4. Plain white socks are to be worn by all ratings when wearing white trousers.

Swords and sword belts, officers'

1. SWORD. Gilt mounted. Hilt solid. Half basket guard, with raised bars and crown and anchor badge. Lion head backpiece. White fish skin grip, bound with three gilt wires. Outside length 5¾in inside length 4½in. The blade straight, 31¼in long ⅝in to ⅞in wide at the shoulder, with a flat back and the blade ground hollow to within 1lin of the double-edged spear point. Both sides of the blade embossed with a pattern of oak leaves and acorns from the hilt to a point halfway along the blade; the royal cypher is embossed at the mid-point of the pattern on the right hand side of the blade and a crown and anchor at the mid-point of the pattern on the left hand side.
2. SWORD KNOT. Blue and gold cord. Barrel-shaped mould covered with blue and gold gimp, with blue bullion at end.
3. SCABBARD
 - a. *Admirals of the Fleet*. Black leather. Top and middle locketts 4in and 3½in long respectively. Ornamented with embossed oak leaves in bas-relief. Chape 7½in long with oak leaves round the upper part and a honeysuckle ornament at the end. Fitted with rings on the locketts for attachment of slings.
 - b. *Other officers*. As (a), except that the chape is only 6½in long and the locketts and chape are ornamented with fluted threads and scrolls instead of oak leaves.

Note: Officers of Flag rank who still possess scabbards of the pattern now prescribed for Admirals of the Fleet may continue to wear them.
4. SWORD BELTS
 - a. *Full Dress sword belt for Admiral of the Fleet*. Black silk webbing, lined. Girdle 1½in wide. Two slings, 1in wide, on slides, the front one shorter than the back. The whole embroidered in gold with oak leaves and acorns down the middle, and margined with a straight gold line near each edge. Gilt mountings with circular clasp in front; round the clasp an embossed wreath of laurel and in the centre an anchor surmounted by a crown in a wreath of laurel. Embossed carriage buckles. A swivelling hook, to attach to the sword, secured by a buckle to the lower end of each sling. At the top of the short sling hook to suspend the sword short.

- b. *Full Dress sword belt for other officers of Flag rank.* As (a), except that girdle and slings are embroidered with three straight gold stripes, the crown and anchor on the clasps are larger and do not have the second laurel wreath round them and the carriage buckles are plain.
- c. *Undress sword belt for all officers.* The same as the Full Dress belt, but of black seal leather and with no embroidery. Slings $\frac{3}{4}$ in wide. As an alternative, the drill pattern lightweight undress sword belt of khaki web material, with black patent leather slings, may be worn.

5. MANNER OF WEARING

- a. The belt is worn outside the ceremonial day coat but underneath all other coats, jackets and tunics.
- b. When worn with the greatcoat or overcoat the scabbard is hooked up, the sword passing through a slit in the coat and the hilt outside.

Swords and sword belts, Masters-at-Arms'

1. SWORD. Of the same pattern as that laid down for officers, except that the back piece of the handle is to be plain with a flute round the top and down the back and that the grip is to be of black fish skin bound with three gold threads. The blade is plain.
2. SWORD BELT. The officers' undress sword belt is worn.
3. MANNER OF WEARING
 - a. The belt is worn underneath all coats, jackets and tunics.
 - b. When worn with the overcoat, a slit opening should be made at the left side of the coat corresponding to the position of the mouth of the scabbard in the 'hooked up' position: the sword is then worn as prescribed for officers (*see* para. 5b).

Ties

1. DAY. Plain black. Woven rayon, polyester, silk or material of similar appearance. Width $2\frac{3}{4}$ in wide end, $\frac{7}{8}$ in neck, $1\frac{5}{8}$ in narrow end.
2. EVENING. Plain black. Silk, rayon, polyester or other material of similar appearance. Bow the tie, double ended. †

Towels (hand and bath)

1. Optional pattern. The Service item is made from terry cotton.

Trousers, blue, working, FR cotton

1. Blue cotton twill with flame-resistant finish. Fly front with button closure. Two slanted side pockets and one hip pocket, the latter closed with a plain black plastic button. Leg width of trousers at bottom of leg 46–47cm according to build of wearer.

Trousers, blue, working, polyester/cotton*

1. Dark blue polyester cotton. Fly-fronted. Two side pockets and a hip pocket, the latter closed with a plain black plastic button. Width of bottom of leg 17in to 19in according to build of wearer.

Trousers, Class I and III*

1. Navy blue diagonal serge or white drill, as ordered.
2. Fly-front. A slide-fastener fly closure may be fitted to made-to-measure trousers at the option of the wearer.
3. Self-supporting.
4. Pleated into waistband.
5. Waistband to have extension piece fastened by hook and bar and ring and button type side adjustment.
6. Inset hip pocket with buttoned down flap.
7. Leg width of trousers at bottom of leg blue serge 46cm to 47cm; white drill 18in to 21in according to build of wearer.
8. Trousers of previous Service patterns may continue to be worn until replacements are required.

Trousers, Class II, blue diagonal serge (Modernised)*

1. Self-supporting, flared from the knee and vertically creased.
2. Fly-front with polyester or polyamide chain, black, medium weight, auto-locking slider, bottom stop; extended waistband fitted with belt loops.
3. Two slanted side pockets; two jetted hip pockets with 'touch and close' fastenings and one dart in each underside.

Annex 15A continued

Trousers, Class II, white drill*

1. Bell-bottom style.
2. Fly-front, with slide fastener closure.
3. Two slanting side pockets and one buttoning pocket at right hip.
4. Waistband 2¾in deep.
5. Legs finished with plain bottoms.
6. Circumference of trouser bottom to be 2in to 3in larger than circumference at knee, according to build of wearer.

Trousers, cooks?*

1. Blue-and-white check polyester/cotton. Self-supporting; waistband adjustable by side straps. Flapover waistband fastening. Fly-fronted. Two vertical side pockets. One hip pocket with buttons and buttonhole. Width of bottom of leg 18½–20in, according to build of wearer.

Trousers, officers'

1. BLUE DAY AND MESS DRESS UNIFORM.† Plain navy blue barathea or diagonal serge.
2. GOLD-LACED FOR OFFICERS OF CAPTAIN'S RANK AND ABOVE.† Navy blue barathea, with a gold stripe 1¼in wide down the outside seam. Officers of Flag rank who still possess trousers with a 1½in gold stripe as previously worn may continue to wear them until replacement is required.
3. KHAKI WORKING DRESS.† Khaki drill for wear with khaki shirts.
4. STONE-COLOURED SERVICE DRESS.† Stone-coloured polyester/worsted, to match jacket. Cut for wear with or without braces. Waistband with 3in extension on left side. Six belt loops. Adjustable side straps. Slanted side pockets, hip pockets with hole and button fastening. Shaped plain bottoms.
5. STONE-COLOURED UNIFORM. Stone-coloured polyester/cotton to match bush jacket.
6. WHITE UNIFORM. Plain white drill.
7. All trousers are without turnups. Bottom of leg should normally be 17in to 19in measurement according to build of wearer.
8. Self-supporting trousers are for wear by officers with Nos. 12 and 12W Dresses and may be worn with other dresses, except that trousers worn with mess jacket or ceremonial day coat should *not* be self-supporting nor pleated into waistband.
9. The self-supporting devices on the blue trousers worn with No. 12 Dress should consist of belt loops and a 1¼in wide belt of self material strongly reinforced by a black, open buckle, but officers in possession of other types of self-supporting trousers may wear them until replacement is required.

Trousers, working, worsted/polyester

1. 20oz barathea cloth in worsted/polyester.
2. For wear by officers with Nos. 5J, 8 and 12 Dresses.
3. For wear with Nos. 2J, 4 and, when working conditions permit, No. 8 Dresses by all ratings. May also be worn, as an alternative to No. 2 Dress trousers, in negative jacket rigs by Class I and III ratings only.

Trunk, officers'†

1. Recommended item is a moisture-proof tinned steel trunk with drop handle at each end and at the back. Approximate internal dimensions – length 41in, breadth 15½in, depth 9½in, this will allow stowage of a sword.

Tunic, white drill, Class I and III*

1. Single-breasted. To button four. Top button 1¼in from the seam of the collar and the remainder evenly spaced.
2. Square corners.
3. The stand-up collar to be as high as is comfortable but not more than 1¾in; fitted with two hooks and eyes of non-rusting material and a throat tab.
4. Opening at bottom of each side seam 5½in long.
5. A patch pocket, without flap, on each breast. Effective dimensions 5in wide by 6in deep. Front edges to be equidistant from button line when garment is buttoned. Top edges to be 1in above the second button from the top.
6. Distinguishing buttons are not worn except that Chief Petty Officers wear three 7⁄8in flat-backed uniform buttons in horizontal row 2½in up from the bottom of each cuff.

7. Warrant Officers, Chief Petty Officers, Petty Officers, all Artificers and Artificer Candidates on commencement of common training with Acting Leading Artificers wear gilt or anodised metal crown-and-anchor buttons, other ratings white plastic. All buttons are to be detachable; eyelets to be provided for attachment.

8. Length of tunic 1in below fork.

Tunic, white drill, officers'

1. Drill. Single-breasted. Stand collar with hook and eye at neck. Five detachable gilt or anodised buttons, not to be mixed, all to be buttoned. Opening at bottom of each seam 5in long. Collar to be worn hooked. Patch pocket on each breast, without flaps. Shoulders fitted for shoulder straps.

Underwear†

1. Plain cotton; pattern optional.

Vests, cotton, uniform, Class II ('white front')*

1. Reversible vest: depth of neck same at back and front. Short one-piece sleeves shaped the same front and back. White cotton shirting. Neck opening bound with mid-blue dungaree.

Waistcoats, Class I and III†

1. Navy blue diagonal serge. Single-breasted. Six uniform buttons. No collar. The opening 15in from the centre of back.

Waistcoats, officers†

1. DAY. Navy blue cloth. Plain. Single-breasted. Six gilt or anodised buttons.

2. EVENING. Navy blue cloth or white marcella, as required. Single-breasted. Cut low. Roll collar. Four gilt or anodised buttons.

Watch coat

1. Navy blue water-repellent wool Melton cloth. Single-breasted to button five. Black horn uniform buttons. Stand and fall collar. Whole back with blue serge lining extending from top to hindarm pitch of sleeve. Back waist straps sewn in each side seam, the left strap with two buttonholes, the right with two buttons, positioned centrally 1in and 5in from the free ends. Two-piece set-in sleeves, plain cuffs. One slanting hip pocket with flap on each forepart. Bottom unhemmed.

Annex 15B

Descriptions of WRNS Uniform Items

Aiguillettes and Royal Cyphers

1. ON BLUE UNIFORM

- a.* Director WRNS, as ADC to HM The Queen, wears a special lightweight 'Palace' type aiguillette and Royal Cyphers of similar design to those worn by naval officers, except that the shoulder board is smaller and the cords are slightly thinner.
- b.* Other women officers wear naval officers' pattern aiguillettes (*see* Annex 15A) in accordance with the provisions of 0330.

2. ON MESS DRESS AND WHITE TROPICAL DRESSES women officers wear miniature aiguillettes, without shoulder strap, as follows:

- a.* 'Palace' type, with gold cords, worn by Director, WRNS
- b.* 'Staff' type, with gold cords flecked with blue, worn by other women officers, in accordance with the provisions of 0330.

Apron, foodhandlers*

1. White drill. Waist type; rectangular in shape with a buttonhole worked at each top corner. Detachable tapes fitted through each buttonhole.

Bag, kit, WRNS*

1. 'Hold-all' style travelling bag in navy blue, water-repellent cotton duck, fitted with slide fastener and D-ring and two handles piped with sash cord. Length at bottom 560mm; width at bottom 255mm; depth from top of bag to bottom 345mm.

Bag, shoulder*

1. PVC coated fabric; plain black for temperate and plain white for tropical use. Flat sides tapering towards the top and rounded at the corners. Slide fastener closure. One inner pocket fitted with slide fastener; external identity pocket with clear plastic window fitted to base. Overall length 279mm; width 64mm; depth at mid-point 177mm. Adjustable sling, width 19mm; effective length 1.143m; shortening to 635mm.

Bag, travelling, overnight*

1. Black PVC coated fabric, grained finish. Leather handles; slide fastener top closure. Length 305mm; width 127mm; depth 216mm.

Blouse, summer*

1. White polyester/cotton. Coat style. Short sleeves with 1/4in cuffs. Pyjama-type collar. Whole back pleated into yoke. Plain white buttons. Collar and cuffs edged with navy blue binding.
2. Worn open-necked without jacket; or with neck fastened, but without tie, with jacket. For ratings below Petty Officer only.

*Annex 15B continued***Boots†**

1. Dull black leather boots may be worn with uniform during inclement weather at the discretion of the senior officer, but they must be as plain as possible with no lining showing.

Buttons, WRNS officers'

1. Gilt or anodised buttons of RN officers' pattern. Size 1 ($\frac{9}{16}$ in) is worn on greatcoats, jackets and white dresses; size 3 ($\frac{13}{32}$ in) on shoulder straps.

Buttons, WRNS ratings**

1. Uniform buttons as for RN ratings (*see* Annex 15A). Warrant Officers, Chief Wrens, Petty Officer Wrens and Artificer Candidates wear gilt or anodised buttons. Other ratings wear black buttons on blue uniform and white buttons on white dresses. For details *see* Annex 9A, Table 5.

Cap, plastic, WRNS*

1. This cap is similar in design and construction to the RN Cl.II ratings' cap but with a slanted bevel.

Cap ribbons*

1. Black polyester ribbon with lettering in gold wire or yellow polyester, as required, for wear with caps, plastic, by ratings below Petty Officer Wrens.
2. Ribbons are to be worn with the name straight in front and tied in a bow over the left ear in such a manner that the centre of the lettering on the ribbon is over the nose. The ends of the bow are to be of equal length, not exceeding 2in. Gold wire cap ribbons are to be worn with Nos. 1 and 6 Dresses.

Cap, women foodhandlers**

1. Lightweight white nylon in simple mob-cap style; lower edge elasticated at back, pleated at front.

Coverall, WRNS AMRs**

1. One piece coverall in flame-resistant blue cotton drill. Front opening from neck to fork with hook and pile tape closure. Whole back, back waist seam. Stand and fall shirt-type collar. Two-piece set-in sleeves. Mock belt at front waist, extended at right front edge and side seams. Hook and pile tape adjustment at waist, cuffs and leg bottoms. Side pocket access openings. Patch pocket with flap fitted on right thigh.

Dress, white, tropical*

1. White tropical dress in polyester/cotton fabric. Panelled fronts with hip length front opening with provision for five button closure. One-piece step collar. Panelled back. Shoulder flaps. One-piece set-in short sleeves with cuff bands. One pocket on the right side seam. Unhemmed.
2. Length to extend $1\frac{1}{2}$ in below base of kneecap.

Footlets, white†

1. Plain white; material optional.

Gloves, black leather, ratings**

1. Black chrome tanned cape sheepskin gloves with fourchettes and quirks, two needle raised pointing, Boulton thumbs and press stud wrist closure. Black warp knitted nylon fabric lining.

Gloves, brown leather, officers**

1. Design and materials as for women ratings but in brown with matching lining.

Greatcoat, WRNS officers†

1. Navy blue cloth. Double-breasted. Gilt or anodised buttons, size 1, down the front equally spaced, lowest at waist, six each side, to button four: lowest button back 5in from the edge and fourth button 7in. Collar and fronts made to button up to the neck if required. The usual cuts are taken out from shoulder seam to bust, also a cut at waist from lower buttonhole, to the button, extending up to third button. There is a row of stitching each side of the buttons and carried across the cuts at waist, $\frac{1}{2}$ in width. Buttons are plugged on the right side of fronts and sewn on the left. Sleeves plain. Two pockets at the waist with flaps in line with the

DETAILS OF UNIFORM

Annex 15B continued

lowest button; one inside breast pocket on right side. Edges single-stitched $\frac{3}{8}$ in off the edge. Back of coat made with a pleat right through, finished off with a 16in slit and fastened with one button and buttonhole. At the top of back and 5in below collar, the pleat is fastened with a $\frac{1}{2}$ in diamond tack. Shaped belt at back waist with gilt or anodised button, size 1, and buttonhole at each end. Side slashes at side seam commencing 1in above belt, 10in long. Shoulders fitted with shoulder straps. Length of coat $1\frac{1}{2}$ in below skirt.

Handkerchief, WRNS officers'†

1. When worn as in Annex 8B, the handkerchief is to be plain white or blue (to tone with the braid) without embroidery or lace edging.

Hat, tricorne*

1. Black fur felt body and brim, bound with black petersham 25mm ribbon, with domed buckram crown to which a detachable white PVC coated cotton cover is fitted with press studs. An additional headband of black worsted braid 4.5cm wide, positioned with the join at centre front, is sewn at the bottom edge to the head edge of the felt band. The stitching is not to show on the outside.

2. To form the tricorne the edge of the brim, 18cm either side of the centre front and at centre back is lifted and sewn to the top edge of the additional headband on either side at a point 10cm from the front. Width of brim 6.5cm. Measurements are for size 54; other sizes in proportion. For officers and senior rates only.

3. HATBANDS

a. For Chief Commandant. Black worsted webbing with integral blue border 16mm wide round the top edge.

b. For Chief Officer, Superintendent and Commandant. Black worsted webbing with integral blue border 7mm wide round top edge.

Jersey, wool, heavy*

1. Navy blue wool. Broad-ribbed construction; V-neck. Set-in sleeves with turn back cuffs. Elbow patches; shoulder flaps secured by touch-and-close fastening.

Mess dress, WRNS officers'

1. Full length black skirt and waist-length black bolero worn over a white blouse.

2. The bolero and skirt are made up from an easy-care, crease resistant woven polyester fabric, as follows:

a. *Bolero (waist length)*. Shaped panel seams at forepart and back extending from scye to bottom edge. Shoulder darts are provided at back shoulder 8cm long. The fronts are to be cut straight from neck and rounded at bottom. Opening at front 4.5cm. One-piece set-in sleeves with darts at elbow level. Facings 2.5cm wide. Cuffs interlined from bottom of cuff to top of rank marking. Rank distinction lace as for uniform jackets.

b. *Skirt (seven panels four back, three front)*. Waistband 3.5cm wide, mitred at point, finished with hook and bar fitment. Concealed fastener positioned at centre back seam 20cm long. Hanging loops fitted at each side, effective length 7cm. Unlined. Full length to clear the ground, when worn with court shoes heel depth 6cm.

3. The blouse is of white polyester/cotton fabric; coat style, with five button front fastening. Shoulder, waist and bust darts. Pleated straps on each front. One-piece, set-in sleeves, with three button cuff. Two styles are available: one with a Peter Pan collar and one with a Mandarin collar.

4. Plain black court shoes are to be worn and a small plain black evening bag may be carried.

Overall, blue and white striped*

1. Blue and white striped cotton shirting. Mid-blue dungaree collar, cuffs and pocket facing. Wrapover type, fastened with waist ties passing through slits. Single-breasted lapels. blue stand and fall collar. Short sleeves. Blue turned-back cuffs. Patch pocket with blue mitre facing at hip level each side.

Overall, navy, working*

1. Dark blue satin drill. Wrapover type, fastened with waist ties passing through slits. Single-breasted collar and lapels. Long sleeves with $2\frac{1}{2}$ in cuffs. Patch pocket at right hip level.

Overall, white*

1. White polyester/cotton or satin drill. Mid-blue dungaree collar and cuffs. Half-belted type with fly front and shaped body, to button six: plain buttons. Blue stand collar. Long sleeves with $2\frac{1}{4}$ in butting blue cuff. No pockets.

*Annex 15B continued***Overcoat, women ratings****

1. Navy blue cloth. Double-breasted lancer front. Four uniform buttons on left forepart and three on right, to button three. Convertible stand and fall collar. Two-piece back with half-belt and back vent (no additional buttons are to be added to the belt). Plain cuffs. Fully lined. Two slanting, welted hip pockets. Length 1 to 1½in below the skirt.

Overshoes†

1. Plain black waterproof overshoes may be worn with uniform in wet weather.

Raincoat, women's*

1. Navy blue shower-proofed gaberdine, fully lined with blue nylon taffeta. Beltless; single-breasted with half-raglan sleeves and fly front to button four. Plain buttons. Prussian type collar. Plain cuffs. Length 1½in below the skirt.

2. Fleet Chief and Chief Wrens Family Services only, when travelling, may wear a plain black plastic raincoat as an optional alternative to the Service raincoat.

Sandals†

1. Plain brown or plain white. Flat or low heel. Pattern optional but extremes of style are to be avoided.

Scarf†

1. OFFICERS. Plain white; material optional.

2. RATINGS. Plain navy blue or white; pattern optional. Always to be tied in a half hitch.

Shirt, woman's, blue, collar-attached*

1. Blue, plain weave polyester/cotton fabric. Coat style with attached collar; to button four. Blue polyester buttons; spare button on left front inturn. One-piece sleeves with guard and single width cuff 5cm deep. One-piece stand and fall collar. Plain patch pocket, 12cm wide and 14cm deep, on left front. Shoulder flaps 5cm wide at the sleevehead seam tapering to 4.5cm and finished with a point; length 13cm; button and buttonhole fastening at pointed end. Front edge aligned with front yoke seam.

Shirt, woman's, PT, white*

1. Weft knitted cross tuck polyester/combed cotton fabric. V-neck. Short sleeves edged with double thickness rib fabric approximately 2.5cm deep. Welted hem approximately 2.5cm deep, with side slits.

Shirts, woman's, short sleeves*

1. White polyester/cotton fabric. Coat style; with yoke, waist and bust darts one piece collar, set-in sleeves and shoulder flaps. Plain white buttons, to button five.

2. Worn open-necked with slip-on shoulder badges of rank by officers and senior rates.

Shirt, woman's, white, collar-attached*

1. White, plain weave polyester/cotton fabric. Design as for shirt, woman's blue, collar-attached.

Shirt, woman's, white, tunic-style

1. Plain white cotton poplin. Coat style, without collar, to button four. Long sleeves with sleeve guard and 2½in cuffs with button fastening.

Shoes, women's, black leather*

1. Plain toe Gibson style; four eyelet tie; leather sole with stuck-on rubber half-sole and rubber top piece nailed on heel. Leather lined quarters.

Shoes, women's, court†

1. Plain dull or patent black leather; moderately styled with medium toe and heel. Height of heel not to exceed 3¼in. Extreme styles are not to be worn.

2. Black leather court shoes may be ordered by the senior officer to be worn on appropriate occasions; and may be worn optionally on non-ceremonial occasions, except when otherwise ordered.

3. Plain white court shoes of similar style may be worn optionally with white uniform on appropriate occasions, except when otherwise ordered.

Annex 15B continued

Shoes, women's, white canvas*

1. White canvas plain toe Gibson style; three eyelet tie with three-quarter cut lining and ventilation eyelet at inside waist. Cement lasted, through sewn leather sole with composition top piece.

Shoulder badges, WRNS and WRNR officers'

1. WRNS officers' detachable shoulder badges consist of rank distinction braid, as in 0810, sewn on to black polyester barathea backing cloth mounted on a rectangular sleeve of black cotton twill, with buckram interlining, which is formed around the garment shoulder flaps and closed by means of two snap fasteners.
2. The full width of the badge (when opened) is 14cm. The length varies according to rank. For Superintendent and higher ranks the top of the sleeve is of a truncated mitre shape.
3. For WRNR officers, an embroidered letter 'R' is affixed centrally in the space below the ranking lace.
4. The badges are worn with shirt-sleeve and heavy wool jersey rigs and on the white tropical dress.

Shoulder badges, WRNS and WRNR ratings**

1. Detachable slip-on shoulder badges of a closed sleeve type with woven rank markings, as described in 0910 and 0911, are provided for wear on the shoulder flaps of heavy wool jerseys, tropical dresses and white collar-attached shirts.

Shoulder straps

1. Stiff shoulder 'boards' consisting of a facing of blue cloth on a buckram lining, backed with white vinyl coated fabric. Rank distinction braid, as in 0810, is hand-stitched to the blue facing cloth. The straps are attached to greatcoats and white tropical shirts and dresses by means of a small long-shanked gilt or anodised button with split pin fastening, which passes through a $\frac{1}{4}$ in \times $\frac{1}{16}$ in slot positioned centrally across the strap $\frac{3}{4}$ in below the apex in line with the chamfered corners; and by a 16in length of $\frac{1}{2}$ in white cotton braid which passes across the strap, behind the vinyl backing, and is secured centrally on either side of the strap $\frac{1}{2}$ in from the base. Length, base to apex $4\frac{3}{4}$ in; width of base 2in.

Skirt, PT*

1. Polyester/cotton twill. Provided in two colours: plain blue and plain white. Six panels; slide fastener closure on left side. Waistband elasticated adjusting straps, channelled at the back; hole and button fastening over the side opening.

Skirt, working, worsted/polyester, officers*

1. Cloth barathea wool and polyester blue. Slide fastener at left seam. Two inverted pleats in front. Fully lined. Length to be $1\frac{1}{2}$ in below base of kneecap.

Skirt, white*

1. White satin drill. Semi-straight style. Three panels at front with a patch pocket on the right side panel. Two panels at back with a knife pleat formed at the bottom of the centre back seam. Placket with 8in slide fastener at left side. Waistband $1\frac{1}{2}$ in wide with $1\frac{1}{4}$ in long extension at left front and hook and eye fastening.

Slacks, women's*

1. Navy blue diagonal serge. Front opening with slide fastener closure; waistband with hook and bar fastening; side straps; side pockets; plain bottoms. One dart in each topside; two darts in each underside.

Suit, WRNS and WRNR officers'†

1. Navy blue cloth
 - a. *Jacket.* Double-breasted. Panelled front. Turned-down padded collar and lapels. Four gilt or anodised buttons, size 1, to button three: the buttons are plugged on the right side and sewn on the left. Slits or vents at bottom of each side seam 5in deep. One outside breast pocket with welt $\frac{7}{8}$ in deep: An inside breast pocket on left side, two lower pockets jerted without flaps. Round cuffs, with distinction braid for rank.
 - b. *Skirt.* Material as jacket. Fitted with slide fastener or buttons. Two inverted pleats in front stitched down to within 12in from bottom. Back plain, with three panels. Length to be $1\frac{1}{2}$ in below base of kneecap.

*Annex 15B continued***Suit, WRNS and WRNR ratings****

1. Navy blue diagonal serge

a. *Jacket (Double-breasted)*. Three uniform buttons in each forepart, to button three. Double-breasted collar and lapels. Front panels. Centre back seam. Jetted side pockets (no outside breast pocket). Chief Wrens have three large gilt or anodised buttons in horizontal row 2½in up from bottom of each cuff. Petty Officer Wrens have two small gilt or anodised buttons disposed vertically 1in and 2¼in up from bottom of each cuff. Fleet Chief Wrens may continue to wear distinguishing cuff buttons until the jackets on which they are plugged require replacement.

b. *Skirt (Six-gore)*. Fastening at left side with 8in slide fastener. Concealed pocket at left front. Length to be 1½in below base of kneecap.

2. Jackets and skirts are provided initially in the form of matched suits but separate skirts are also provided for optional repayment issue.

Suitcase

1. Of robust construction. Fitted with locking devices. Extremes of style and colour are to be avoided. Approximately 68cms (27in) in length.

Sweater, WRNS PTIs', white*

1. Wool, white, V-neck, long-sleeves.

Tights or stockings†

1. Plain black nylon of not less than 15 denier. They may be either fully fashioned or seamless and either non-mesh or with a small plain mesh. Stockings of large or fancy mesh are not to be worn.

Tunic, WRNS DH and DSA*

1. White polyester/cotton twill. Smock style with a stand collar. Two-piece back fitted with slide fastener extending to the top of the collar. Short one-piece sleeves.

Umbrella‡

1. Must be black, with plain handle, short or telescopic but not walking-stick type. To be carried neatly rolled when not in use.

Vest, cotton, uniform*

1. White cotton shirting. Neck opening bound with mid-blue dungaree. Short sleeves. Similar to naval ratings' vest, cotton, uniform, but with slightly different neck measurements (lower in front, higher at the back).

Annex 15C

Descriptions of QARNNS Uniform Items

Aiguillettes and Royal Cyphers

1. ON BLUE UNIFORM

- a. Matron-in-Chief QARNNS, as Honorary Nursing Sister to HM The Queen, wears special lightweight 'Palace' type aiguillettes and Royal Cyphers of similar design to those worn by naval officers, except that the shoulder board is smaller and the cords slightly thinner.
- b. Other women officers wear naval officers' pattern aiguillettes (see Annex 15A) in accordance with the provisions of 0330.

2. ON MESS DRESS

- a. 'Palace' type with gold cords worn by Matron-in-Chief QARNNS.
- b. 'Staff' type with gold cords flecked with blue, worn by other women officers in accordance with provisions of 0330.

Apron, women nursing officers'

1. White cotton apron cloth. Skirt to have three panels fitted to a waistband with button fastening at back, with five darts in each side panel. Back edges of skirt to hang vertically 3in apart when worn. Square bib, to cover dress from waist to collar, leaving no gap under collar, length 1½in below centre of kneecap. Made-to-measure.

Apron, women nursing ratings**

1. White cotton sheeting. Design as for officers, except that bib is 10½in long and varies in width from 10½in to 13in at the top and from 8in to 10½in at the waist, according to size.

Belt*

1. Unboned petersham belting, 1½in wide, fastened with a belt plate (see 1012 and 1219). Distinguishing colours denote rank (see 1013) or nursing qualifications (see 1220).

Buttons, QARNNS officers'

1. Gilt or anodised buttons of RN officers' pattern. Women officers wear size 1 (¾in) buttons on jackets, overcoats and white dresses. Male officers follow the arrangements for RN officers, as detailed in Annex 15A.

Buttons, QARNNS ratings**

1. Uniform buttons as for RN ratings (see Annex 15A). Warrant Officers, CPORGN/CPOEN(G)/CPOCQA and PORGN/POEN(G)/POCQA wear gilt or anodised buttons. Other ratings wear black buttons on blue uniform and white buttons on white uniform. Women ratings wear size 7/8in buttons on overcoats, jackets and white dresses. Male ratings follow the arrangements for RN ratings, as detailed in Annex 15A.

Cap, muslin, women nursing officers'

1. 36in square. Hemstitched all round 2in from edge. Naval crown, embroidered in blue, in one corner. Worn folded into triangle with badge at rear.

*Annex 15C continued***Cap, white lawn, women nursing ratings****

1. Rectangle of material, 30in × 19½in, punch-stitched all round 2in from edge. Queen Alexandra's monogram embroidered centrally in blue on one long side, with base of monogram towards the hem-stitching. Worn folded and pleated to make a cap, with badge in front.

Cloak, women nursing officers'

1. Full length blue gaberdine cloak, scarlet lined throughout. To button eight; plain black buttons. Stand and fall collar. Detachable scarlet-lined hood. Pocket in lining, left side. Each forepart provided with slit for hands. Made-to-measure.

Cloak, women nursing ratings**

1. Navy blue gaberdine. Lined throughout with scarlet flannel. Full length. To button eight; plain black buttons. Turn-down collar. Pocket in lining, left side. Each forepart provided with slit for hand. Made-to-measure.

Collar, stiff, white, women nursing officers' (for working dress)

1. White, stiff linen, pointed Peter Pan collar.

Collar, stiff, white, women nursing ratings (for working dress)**

1. White, stiff linen. Peter Pan style. 2in deep at back, 1¾in deep at curve of front.

Cuffs, scarlet, women nursing officers' (for working dress)

1. CHIEF NURSING OFFICER. Superfine cloth. Depth 5in. Fastened with four press studs.
2. SUPERINTENDING NURSING OFFICER AND BELOW. Superfine Osmalaine material. Depth 4¾in. Fastened with three detachable ½in diameter mother-of-pearl type buttons.

Cuffs, stiff, white, women nursing ratings**

1. White. Stiff linen. 3in deep.

Dress, blue, working, women nursing officers'

1. CHIEF NURSING OFFICER. Navy blue serge (winter dress) or navy blue polyester/cotton (summer dress). Long, one-piece, set-in sleeves have an elbow dart and a slide fastening vent from elbow to cuff.

a. *Bodice*. Three ½in tacks at either side of inverted pleat at centre front. Slide fastening at left front extending to 7in below the waist seam. Back plain with two waist darts; ½in stand collar. Bodice (only) to be lined with white calico; lining to be detachable and to fasten to dress with hooks and eyes. Bodice to be fitted into yoke.

b. *Skirt*. Six panels at centre front, centre back and sides. Front straight, seams in line with middle tucks of bodice. Side panels to have 4in long waist darts. Back to have box pleat stitched from waist to hip level. Pocket inserted in waist seam at front right.

c. *Cape*. Shoulder length, fastening at neck, unlined. Facing and piping for rank. Rank badge secured to right side in angle of facing.

d. *Belt*. Black unboned petersham belting 1½in wide, with belt plate.

2. SUPERINTENDING NURSING OFFICER AND BELOW. Polyester/cotton. Long sleeves, slit to elbow, vent buttoning four between elbow and top of cuff, press fastener at wrist. Bodice and upper sleeves lined with bleached calico. Sleeve from cuff to top of vent self-lined.

a. *Bodice*. Plain. Waist darts at front and back and front shoulder darts. Front opening to waist to button four. Plain buttons. Small patch pocket on left front and shaped pen pocket on right front.

b. *Skirt*. Four panels at centre front, back and sides. Plack to left of centre, fastening with press studs. Shaped patch pocket on right hip. Unlined.

c. *Cape*. Shoulder length, fastening at neck. Unlined. Facing and piping for rank. Rank badge secured to right side in angle of facing.

d. *Belt*. Navy blue unboned petersham belting 1½in wide, with belt plate.

3. Length 1½in below base of kneecap.

Dress, blue, working, women nursing ratings*

1. Blue denim. Long sleeves, slit 8in up from waist, buttoning four. Bodice plain with bust and waist darts fitted to a band at waist; fly front opening to button four, with fifth button in waistband. Small breast pocket at left side; long pocket, stitched down centre, at right side. Skirt to have four panels: front and side panels

DETAILS OF UNIFORM

Annex 15C continued

plain, front panel with placket at waist, left side to button two, patch pocket at right side, back panel gathered at waist. Buttons, except neck-band: 22 ligne, white plastic, detachable. Right front and centre back neck band buttons 16 ligne, four hole, mother-of-pearl, sewn on. Length 1½in below base of kneecap.

Dress, white drill, working*

1. WOMEN NURSING AND CLERICAL AND QUARTERS OFFICERS. Three-piece back, two-piece front. Short sleeves. Collar and revers. Front opening to below waist to fasten with six detachable uniform gilt or anodised buttons (size 1). Front stitched from below opening, to hem. Shaped patch pockets on each side of skirt. The dress to be shaped with darts at shoulders and waist. Shoulders, fitted with loops to take detachable rank badges. Belt of self material to fasten with two detachable uniform gilt or anodised buttons (size 1). Length of dress to be 1½in below base of kneecap.

2. WOMEN NURSING AND CLERICAL AND QUARTERS RATINGS. As for women nursing officers but worn without shoulder loops or belt of self material. Worn with petersham belt and belt plate. Gilt or anodised buttons for PORGN/POEN(G)/POCQA and above; white plastic uniform buttons for other ratings.

3. Length 1½in below base of kneecap.

Frills, elbow, women nursing ratings**

1. White nylon. 4¼in deep. Elastic at top and bottom.

Hat, tricorne*

1. QARNNS women officers and senior rates wear the WRNS pattern tricorne hat (*see Annex 15B*). The hat bands for officers in the rank of Superintending Nursing Officer and above are of black millinery petersham, 1½in wide, with rank markings as described in 1010.

Hat, women junior ratings*

1. Navy blue felt with brim turned up at the back and sides and turned down at the front to form a peak. White plastic top. Scarlet band edged at the top with blue. Hat badge sewn to centre front of band. Chin stay. Depth of brim: front 5.5cm; back 7cm. Depth of crown 10cm.

Jacket, man's hospital service*

1. White satin drill. The jacket, to button five, has a 'grown on' lancer-style front on the left forepart, with a side panel on each forepart; outside patch breast pocket; stand collar and shoulder flaps. Set-in two-piece short sleeves with sewn-on turned-back cuffs. One-piece back with two uncut waist suppression darts and a half belt stitched top and bottom across the back waist. The jacket is unlined.

Mess dress, blue, QARNNS women officers'

1. Polyester twill material in navy blue, scarlet and white.† Full length evening dress with cape.
 - a. *Dress*. Navy blue. Full length with two panel seams front and back. A slide fastener in the centre back seam finishing at the natural waist. A dart positioned centrally at the back shoulder. Long, two-piece, set-in sleeves with a 4cm laid on scarlet cuff and 5mm white piping.
 - b. *Cape*. Navy blue. Length approx. 11cm above the elbow. Fastens at neck with hook and eye. White pointed collar. Facing and piping for rank. Rank badge secured to the right side in the angle of the facing.

Mess dress, white, QARNNS women officers'

1. White polyester/cotton. Short sleeves. Turned down collar. Bodice opening down front fastened with five detachable mother-of-pearl buttons. The skirt to have six gores, with centre panels back and front. Placket in left side, fastened with press studs. Inset pocket at waist seam on right side. The dress to be shaped with darts at waist and shoulders. Unlined.
 - a. *Cape*. Shoulder length, fastening at neck, unlined. Facing and piping for rank. Rank badge secured to right side in angle of facing.
 - b. *Belt*. White unboned petersham belting, 1½in deep, with belt plate.

Suit, blue diagonal serge, QARNNS women officers'

1. JACKET. Double-breasted, panelled front, turned down padded collar and lapels, fronts made with four uniform gilt or anodised buttons, size 1, to button three. Two jetted pockets, without flaps, in line with the lowest buttons. Plain cuffs. Shoulder flaps of self material with rank badges attached sewn down on shoulders.

Annex 15C continued

2. SKIRT. Two-piece. Two inverted pleats in front, stitched down to within 12in from bottom. Back plain. Length 1½in below base of kneecap.

Suit, blue diagonal serge, QARNNS women ratings*

1. QARNNS women ratings wear blue diagonal serge suits of the same pattern as those worn by WRNS ratings (*see* Annex 15B). The earlier pattern may continue to be worn, however, until replacements are required.

Notes:

- (a) Except as indicated above, the garments scaled for women officers and ratings are of the same patterns as those for WRNS officers and ratings, *see* Annex 15B.
- (b) The uniform items for male nursing officers and ratings are the same as those for RN officers and Class I and III ratings respectively, except that male nursing officers wear black leather shoes of RN ratings' pattern. Detailed descriptions are given in Annex 15A.

Annex 15D

Descriptions of RM Uniform Items

Aiguillettes

1. As for RN (*see Annex 15A*).

Bag, travelling

1. Light brown, canvas hold-all type, closed with a zip. Size 25in by 13½in by 6½in.

Bag, linen, brown

1. Drab drill. Fitted with hem and draw tape. Size: 19½in base; 14in from crown to base. Used for storage of white helmet or cap.

Belts, waist

1. Corps pattern. Belts in Corps colours (red, green and gold on blue). Width 2¾in.

Berets

1. Blue or green as required. As for naval ratings (*see Annex 15A*), except that the RM blue beret has a scarlet patch, 2½in wide, 2in deep, rounded at the top, sewn to the beret in a position to coincide with the stiffener. Worn with the band level round the head, 1in above the eyebrows, crown pulled to the right, braid adjuster tied in a knot with the ends tucked in. The blue and green berets are worn as follows:

- a. Blue – while under training.
- b. Green

- (1) On completion of Commando training, or if not required to carry out this training, on reaching an equivalent standard.
- (2) By all WOs, NCOs and men of the RM Band Service and Buglers on attaining Adult 1st Class status or on first draft to HM Ships, RN establishments or units, whichever is the sooner.

Boat cloak, officers

1. Blue cloth, lined crimson. To button four, with gilt or anodised buttons. Lion head fastening and chain at neck. Two pockets inside. Collar 2in stand, 3½in fall. Length to reach 2in above the knee.

Boots

1. ANKLE
 - a. Black leather, plain; without toe-cap; laced; leather-soled (Officers).
 - b. Black leather; with toe-cap; laced; leather-soled; Army pattern (WOs, NCOs and men).
 - c. Black leather, plain; laced; naval pattern, for wear afloat (*see Annex 15A*).
2. COMBAT, HIGH. Black leather high leg boot; laced; Derby no-cap design with full bellows tongue; Rubber compound pre-moulded sole and heel.
3. Field boots for Adjutants. Black leather; Army pattern.
4. Knee, for Mounted Services. Black leather; leather sole.
5. Wellington, Officers'. Black leather; plain toe-cap.

Braces

1. Optional pattern for wear with blue and lovat trousers.

Breeches

1. FOR ADJUTANTS. Sand-coloured parade pantaloons; Bedford cord with yellow buck-skin strappings; cut for walking; no pockets; lapped side seams with two buttons at bottom of seam.
2. Mens', for grooms (Army pattern).

Cane

1. Malacca cane, overall length 24in.

Cap

1. Peaked cap with scarlet band. White soft plastic top; chin strap fastened with small RM lion and crown buttons. Worn in all climates all year round. Plain black peak for all ranks except for Majors and Lieutenant-Colonels who have gold-embroidered oak leaves round the front of the peak (see Chapter 5, 0510).
2. Cap, cloth, band
 - a. Officers' pattern. See Chapter 5, 0511.
 - b. Band ranks' pattern. See Chapter 6, 0611.

Collars

1. WITH BLUE TUNIC, OFFICERS'. Plain white stiff double collar. Naval pattern, Style 1 (see Annex 15A).
2. WITH EVENING DRESS. Stiff white, winged collar is worn with Nos. 2 and 2W Dresses.

Combat Clothing

1. DPM combat, cap combat jacket, combat trousers, shirt etc. as required.

Cummerbund

1. Scarlet polyester/barathea. 6in deep at the front centre. Plain. Fastened at the back with velcro tapes.

Frockcoat

1. FOR BAND OFFICERS. Blue with stand-up collar. Double-breasted with twelve 1in buttons to the forepart. Vented back with six 1in buttons. Three ¾in buttons at each cuff. One ¾in button at each shoulder flap.

Gloves

1. Plain brown cape. One or two buttons. Officers' pattern.
2. White, cotton, knitted, with button.
3. Olive-drab, without button. Army pattern.
4. White, knitted string. For Adjutants.

Greatcoat

1. OFFICERS. Khaki drab cloth; double-breasted; to button four; eight 1in Corps pattern anodised buttons to the forepart; shoulder flaps, each with one ¾in button; two hip pockets with flaps; vent and half belt at back; three 1in buttons on half belt; formed cuff on sleeves; sleeves and upper part of the back of the coat lined; length 12in from ground.
2. WOs, NCOs AND MEN. Khaki drab cloth; double-breasted; to button four but with five 1in Corps pattern anodised buttons and five button-holes to each forepart; convertible stand collar and lapels; shoulder flaps each with one ¾in button; two hip pockets with flaps; vent at back with two ¾in buttons; half belt at back with three ¾in buttons; formed cuff on sleeves; sleeves and upper part of the back of the coat lined.

Helmet

1. White, RM sun-helmet, built upon a natural cork foundation, fitted with a detachable headband and threaded, lacquered, gilding metal ventilator and with gilding metal ball ornament, front plate and chin chain.

Holdall

1. Olive-drab cambric material. Overall dimensions 23in by 19¼in Divided into seven pockets. Secured with tape.

Annex 15D continued

Jersey, wool, heavy

1. Olive-drab; knitted yarn; long, set-in sleeves; straight body; re-inforcing patches at elbows and shoulders. Shoulder flaps with touch-and-close fastening; round neck.

Lanyards

1. Cotton braid. Length 32/33in; loop and Turk's head knot each end; plain (Army pattern) lanyard for all ranks; coloured lanyard for men on the posted strength of Commando units. The colour for each unit is as follows:

HQ Cdo Forces RM	Maroon
(incl RM Plymouth and M&AW Cadre)	
HQ 3 Cdo Bde RM	Green
(incl 539 Assault Sqn RM and 3 Cdo Bde Air Sqn RM)	
40 Cdo RM	Light Blue
42 Cdo RM	White
43 Cdo (Comacchio Gp)	Old Gold on Scarlet
45 Cdo RM	Scarlet
Cdo Log Regt RM	Dark Blue

2. Lanyards are worn on the right shoulder, except that when both the plain lanyard and a coloured lanyard are worn the plain lanyard is worn on the left shoulder. Worn in an ordinary loop with the running end passed directly into the side of the pocket without forming a bight.
3. Lanyard, blue. Officers' pattern. Braid of viscose rayon on cotton core. One end constructed with a loop closed with turk's head knot enclosing the ring of the spring hook. Length of lanyard not less than 34in. to be worn looped over the left shoulder. The running end is to be passed into the left side of the breast pocket and not allowed to hang loosely in a bight. The whistle is worn on the lanyard.

Mess Jackets

1. OFFICERS. Scarlet cloth with blue cloth cuffs 3 $\frac{3}{8}$ in deep and blue roll collar. No shoulder straps except for Colonels and above who wear blue shoulder straps edged with $\frac{1}{2}$ in oak leaf pattern gold lace and fastened at the point with small General Officers' button. Four gilt or anodised metal buttons with silver mounted lion and crown down the front of the jacket. Dummy button-holes. Miniature badges of rank, positioned above miniature Corps collar badges in gilding metal or anodised on each side of the collar.
2. WOs AND SNCOs ONLY. Scarlet cloth with blue cloth cuffs 3 $\frac{3}{8}$ in deep and blue roll collar. No shoulder straps, front fasteners, button-holes or show buttons to be fitted. Jacket fully lined; scarlet lining to body and cream lining to sleeves.
3. OFFICERS. White drill. Same pattern as scarlet mess jacket and the same type of badges. For Colonels and above, white shoulder straps fastened at the point with small General Officers' buttons.
4. WOs AND SNCOs ONLY. White drill. Same as pattern prescribed for RM officers but with $\frac{3}{4}$ in anodised Corps buttons.

Mess Waistcoats, Officers

1. Blue cloth. Single breasted. Plain roll collar. Four small gilt buttons with mounted lion and crown in silver. Pocket each side.
2. White drill. Same material as for white mess jacket. Same pattern as blue mess waistcoat.

Mug

1. Green polypropylene. One pint capacity.

Raincoat

1. Lovat wool-cotton gaberdine cloth. Single-breasted. Fly-front fastening. Set-in sleeves with plain cuffs. Tapered button-down shoulder flaps. Vertical welt pockets. Fully lined with centre back vent.

Royal Cyphers, Officers

1. The royal cypher, surmounted by a crown, in dull silver metal or gilt metal as required. Dimensions (overall): Full size – 1– $\frac{3}{10}$ in high, 1– $\frac{3}{10}$ in wide. Miniature $\frac{4}{5}$ in high, 1 $\frac{1}{2}$ in wide.

Sandals

1. Plain brown leather. Closed toe pattern with ankle straps. Micro-cellular soled.

Sash

1. FOR WOs AND SNCOs. Scarlet polyester. 3½in wide. Tassels 9in long. Worn over the right shoulder under the shoulder strap, so that it lies naturally and closely across the chest. The sash is to be adjusted so that the ends of the tassels are in line with the bottom of the tunic; this length may be adjusted where the tassels join the sash by cutting and rejoining. The sash and tassels are to cross over just below the waist and when viewed from the side, the front portion should lie on top of the other. The sash should be pinched together at the waist with two bar tacks ½in long and ½in apart, to allow the waist hook to be inserted and ensure anchorage of the sash. Diagrams illustrating the correct fitting of the sash are held by all RM Clothing Officers.

Shirts

1. WITH BLUE UNIFORM. Naval pattern, white plain, soft-fronted shirt. Without collar. Long sleeves with soft double or stiff cuffs.
2. WITH LOVAT UNIFORM. Tropical stone-coloured, polyester-cotton shirt. Cut coat style with attached collar. One piece long sleeve with a guard and single width cuff. Plain patch pockets with three pointed flaps. Shoulder flaps.
3. WITH EVENING DRESSES. Either:
 - a. Naval pattern plain white evening shirt with stiff front and cuffs. Two visible stud holes; gold or gilt studs and cuff links. The stiff fronted evening shirt is always to be worn with Nos. 2 and 2W Dresses.
 - Or
 - b. Naval pattern evening shirt with soft ribbed or marcella front collar and cuffs with white soft turn-down collar. Normally worn with No. 7 Mess Dress.
4. Naval pattern white tropical shirt with two patch pockets. Short sleeves. With shoulder flaps. Worn with No. 10W Red Sea Rig.
5. Stone-coloured polyester-cotton shirt, long-sleeved collar-attached is supplied for wear with stone-coloured polyester-cotton Service Dress.
6. Blue FR cotton working shirt. Collar attached, coat style with six buttons, including the collar button. Buttons 3½in apart. Long sleeves buttoning at the wrist. Two plain, patch breast pockets with flap closed with a button. Plain blue, plastic ⅝in buttons. Worn with alternative No. 8 Dress and No. 10W Dress. (The previous pattern blue polyester-cotton shirt will continue to be issued until stocks are exhausted.)

Shoes

1. Army pattern black leather, with toe-cap; laced; with DMS sole.
2. Black leather, Oxford style with toe-cap; laced; leather sole.
3. White canvas. Oxford pattern. Laced. PVC soles and heels.

Shorts

1. STONE-COLOURED, TROPICAL, POLYESTER-VISCOSE. Pleated into waist-band, fastened with hooks and bars. Fly front with slide fastener closure. Two side pockets.
2. BLUE DRILL, TROPICAL. Pleated into waist-band extension. Waist-band fastening with button. Waist adjusting straps with buckle. Side pockets and hip pocket. Length approximately 3in above the centre of the knee-cap.

Socks and Stockings

1. With Blue Uniform and Evening Dresses: Plain black socks.
2. With lovat and stone-coloured uniform: Plain olive-drab socks.
3. Stone-coloured, nylon (stretch).
4. Stockings, blue, Naval pattern. Worn with Naval pattern Working Dress (No. 10W) by ships' detachments.

Spurs

1. With Overalls and Wellington Boots. Box type ceremonial.
2. With Field Boots (Adjutants). Light hunting Army pattern with black strap and shield.
3. For grooms. Ordinary steel jack spurs with black leather straps and table.

Sword

1. Hilt. Steel, half basket, pierced with scroll design and royal cypher and crown chased; black fish-skin grip, bound with three strands of silver wire, back chequered to pommel, with flat part near guard for the thumb. Straight blade, grooved and spear pointed. Blade, full size: 32½in long 1in wide at the shoulder. Hilt: total length 5¾in. Grip: total length 5in to 5¾in to suit the size of hand. Weight approximately 2 lb 2 oz without scabbard. Leather scabbard of Army pattern.

Annex 15D continued

Sword Belt, Brace, Frog and Knot

1. Sam Browne army pattern. Brown leather with brass fittings. Field and mounted officers to wear the sword knot long; other officers to wear it short, i.e. wrapped around the guard tightly seven times. The sword frog is to be worn on all occasions when the Sam Browne belt and brace are worn.
2. WO1s wear the Sam Browne assembly and infantry sword with leather scabbard as for RM Officers (*see* para. 1 above).
3. WO2s AND SNCOs. Brown leather or white buff sword belt, Warrant Officer's sword with steel scabbard and brown leather or white buff sword knot worn as in Annex 6A Table 4. All these WO2s and SNCOs are issued with the brown sword belt, but the number of white buff sword belts and swords available is very limited and they are principally for the use of Band and Bugler WO2s and SNCOs, although a small pool may be available in UK units for the use of other eligible WO2s and SNCOs.

Ties

1. With Blue Uniform. Plain black, naval pattern.
2. With lovat and stone-coloured uniform. Light khaki braided.
3. With Evening Dress. Plain black double-ended bow tie.

Trousers

1. Blue serge, wool-worsted with $\frac{5}{16}$ in wide scarlet strip down each side seam. Bottom of legs plain and shaped. For wear with braces. Fly front. Two side pockets.
2. DRESS OVERALL TROUSERS. As para. 1 but shaped to the leg, with band under foot. Scarlet cloth stripe $1\frac{3}{4}$ in wide down each side seam.
3. LOVAT, SERGE, WOOL-WORSTED. Fly front with slide fastener closure. Extended waistband, belt loops and side straps. Slanted side pockets and one hip pocket. One pleat in each top-side. Bottoms of legs shaped and plain.
4. STONE-COLOURED POLYESTER-VISCOSE ARMY PATTERN. For wear with or without braces. Pleated waistband with an extension on the left side. Adjustable side straps. Fly front slide fastener closure. Two side pockets. Two jetted hip pockets with hole and button fastening. Bottoms plain.
5. Stone-coloured polyester and wool worsted, Prestige, made-to-measure. Fitted with waist adjusting side straps. Fly front slide fastener closure. Two slant side pockets, one hip pocket, with flap. Bottoms plain. (*See* Annex 5B.)
6. LIGHTWEIGHT, LOVAT, POLYESTER-COTTON. Fitted with waist adjusting side straps. Fly front slide fastener closure. Two slant side pockets, one hip pocket with flap. Map pocket with flap on left leg. Bottoms plain.
7. DARK BLUE POLYESTER-COTTON, NAVY PATTERN. Fly fronted. Two side pockets and a hip pocket, the latter closed with plain black plastic button.
8. Bottom of leg, except for item at para. 2, should normally be 17in to 19in in measurement, according to build of wearer.

Tunics

1. BLUE SERGE, WOOL-WORSTED, SINGLE-BREASTED. Officers. To button four, with 1in Corps pattern anodised buttons. Step collar. Two pleated patch breast pockets with three pointed flaps and two bellows patch hip pockets with flaps, each with $\frac{3}{4}$ in Corps pattern anodised button. Pointed cuffs, each with $\frac{3}{4}$ in anodised button on outside seam. Shoulder flaps, each with $\frac{3}{4}$ in anodised button. Detachable cloth belt, 2in wide with anodised buckle. Centre vent at back.
2. BLUE SERGE, WOOL-WORSTED, SINGLE-BREASTED. WO2s, NCOs and men. To button five with 1in. Corps pattern anodised buttons. Stand collar. Pleated patch breast pockets with flaps, each with $\frac{3}{4}$ in Corps pattern anodised button. Jetted hip pockets with flaps. Shoulder flaps, each with a $\frac{3}{4}$ in Corps pattern anodised button. Centre vent at back.
3. BLUE SERGE, WOOL-WORSTED, SINGLE-BREASTED. Warrant Officers 1. Tunic to Officers' pattern but with stand-up collar.
4. LOVAT SERGE, WOOL-WORSTED, SINGLE-BREASTED. Officers. Pattern as at para. 1 but with bronze buttons and belt buckle.
5. LOVAT SERGE, WOOL-WORSTED, SINGLE-BREASTED. WOs, NCOs and men. To button four. Step collar. Pleated patch breast pockets and bellows patch hip pockets, all with straight flaps. Laid on pointed cuffs. Detachable cloth belt, 2in wide. Bronze buttons and belt buckle. Shoulder flaps, each $\frac{3}{4}$ in bronze button. Centre vent at back.

Annex 15D continued

6. STONE-COLOURED POLYESTER-VISCOSE, SINGLE-BREASTED. To button four with 1in Corps pattern anodised buttons. Open neck shirt type stand and fall collar. Two-piece set-in sleeves with plain cuffs. Outside breast patch pockets with a single pointed flap; each flap closed with a $\frac{3}{4}$ in Corps pattern anodised button. Hip pockets also with a single pointed flap but without buttons. Loose belt. Provision for waist hooks. Shoulder flaps, each with $\frac{3}{4}$ in Corps pattern anodised button. Centre back pleat and side vents.
7. STONE-COLOURED POLYESTER AND WOOL-WORSTED. Prestige, made-to-measure. Pattern as at para. 1. Belt of same material with gilt buckle. Detachable waist hooks supported by straps. Button-holes and eyelets worked for button and badges, all detachable. (*See Annex 5B.*)

Whistle

1. NICKEL SILVER. Naval stores pattern: Whistle, mouth. Alternative pattern in plastic.

Annex 15E

Descriptive List of RN Branch Specialist Qualification and Skill Badges

1. Badges indicating Branch or Specialist Qualification within a Branch. Worn as in 0413.

BRANCH	DEVICE	REMARKS
ENGINEERING BRANCH		
<i>a. Air Engineering Sub-branch</i> Electrical Mechanical Ordnance Radio/Radar Weapons Weapons Electrical	} Aeroplane	{ Letter L below device Letter M below device Letter O below device Letter R below device Letter W below device Letters WL below device
<i>b. Marine Engineering Sub-branch</i> Electrical Mechanical		
<i>c. Weapon Engineering Sub-branch</i> Ordnance Radio	} Vertical missile, horizontal torpedo, superimposed on crossed lightning flashes	{ Letter O below device Letter R below device
<i>Note:</i> Prior to categorisation, ratings wear the basic device of their sub-branch without distinguishing letters.		
FAMILY SERVICES BRANCH	Circle	Letters FS in centre
FLEET AIR ARM	} Aeroplane	{ Letter H below device Letters MET below device Letter P below device Letters SE below device Basic device only
Aircraft Handler Meteorological Observer Photographer Survival Equipment Naval Airman (Uncat)		

Annex 15E continued

BRANCH	DEVICE	REMARKS
MEDICAL BRANCH		
Medical Assistant	Red cross on a white ground in a circle	Basic device without distinguishing letters Letter H below device Letters HP below device Letter L below device Letter M below device Letters PD below device Letter P below device Letter R below device Letter N below device
Health Inspector		
Health Physicist		
Medical Laboratory Technician		
Mental Nurse		
Pharmacy Dispenser		
Physiotherapist		
Radiographer		
Registered General Nurse (Male)		
OPERATIONS BRANCH		
<i>a. Communications Group</i>		
Radio Operator (T)	Crossed flags Wings crossed by lightning flash	
Radio Operator (G)		
Radio Operator (W)		
<i>b. Seaman Group</i>		
Diver	Diver's helmet	
Electronic Warfare	Lightning flash and two atomic ellipses	
Mine Warfare	Contact mine	
Missile	Crossed missiles	
Radar	Crossed lightning flashes on quartered concentric circles	
Sonar	Crossed torpedoes, vertical harpoon, coil superimposed	
Survey Recorder	Sextant	
Seaman Specialist	Crossed shackle and marline spike	
Seaman (Uncat)		
<i>c. Submarine Service</i>		
Radar (SM)	Crossed lightning flashes on quartered concentric circles	Letters SM below device Letters SM below device
Tactical Systems (SM) Radio Operator (SM)	As above Wings crossed by lightning flash	
Sonar (SM)	Crossed torpedoes, vertical harpoon, coil superimposed	Letter W below device
Underwater Weapons (SM)	As above	
<i>Note: The following badges may be worn by ratings qualified as Instructors before 1 January, 1975 (see 0414):</i>		
Gunnery Instructor Plotting and Radar Instructor	Crossed guns Spider's web crossed by lightning flashes	
TAS Instructor	Crossed torpedoes, vertical harpoon, coil superimposed	
PHYSICAL TRAINING AND RECREATION BRANCH	Crossed clubs	
REGULATING BRANCH	Crown	Masters-at-Arms wear this device encircled by a laurel wreath.

DETAILS OF UNIFORM

Annex 15E continued

BRANCH	DEVICE	REMARKS
SUBMARINE COXSWAIN BRANCH	Six-spoked steering wheel	CPOs wear this device encircled by a laurel wreath.
SUPPLY AND SECRETARIAT BRANCH Catering Accountant Cook Steward Stores Accountant Writer	} Star	} Letters in centre of badge: CA (Catering specialisation) C (Cook specialisation) S SA W

2. Badges indicating additional qualifications and special skills. Worn on right cuff as in 0413.2.

CATEGORY	DEVICE	REMARKS
<i>Additional Qualifications</i> Aircraft Controller	Flying shape superimposed on a helicopter rotor, together with lightning flashes and concentric circles	Worn by entitled ratings in addition to the Radar Plot branch badge
Navigator's Yeoman	A pair of dividers	
Ship's Diver	Diver's helmet (as for Clearance Diver-basic device)	
Seacat Aimer	Seacat missile	
<i>Special Skills</i> Subsunk Parachute Assistance Group	Open parachute	Ratings qualified to wear these badges may continue to wear them irrespective of the duties on which they are employed
Marksman	Crossed rifles	
Airborne Missile Aimer	AS 12 missile	
Bugler	Bugle	
Commando	Commando fighting knife	
Volunteer Bandsman	Musicians: Lyre with oak leaves below Drummers: Drum	a. To be worn on No. 1 Suit only b. Wearing of the appropriate badge is compulsory
Charge Chief Artificer	Lion, rampant, encircled by laurel wreath, with crown above	

3. Flying and Parachutist badges. Worn as in 0413.3.

CATEGORY	DEVICE	REMARKS
Rating Aircrew	Wings (lifted) behind a fowl anchor with a circle of rope around it	<p><i>a.</i> Ratings qualified to wear these badges may continue to wear them irrespective of the duties on which they are employed, provided the privilege of wearing them has not been withdrawn. The qualifications for Pilot, Observer and Parachutist badges, and the circumstances in which they may be withdrawn, are the same as for officers (<i>see</i> 0320 and 0321), and the same conditions for withdrawal as for Pilot and Observer badges apply to the Rating Aircrew badge. The instructions in 0322 as regards wearing badges earned during previous service also apply to ratings.</p> <p><i>b.</i> Only one of these badges may be worn. Ratings serving as aircrew wear the Rating Aircrew badge. Qualified ratings attached to an airborne unit which requires them to drop by parachute are to wear the Parachutist badge. Other ratings, if entitled to wear more than one of these badges, should select the one to be worn according to the order of priority: Pilot, Observer, Rating Aircrew, RM Observer, Parachutist.</p>
RM Observer	Single wing of silver embroidery lifted to the right and attached to a gold 'O' surmounted by a crown. As for Royal Marines. (Worn only on No. 1 Dress.)	
Parachutist	Parachute with wings. As for Royal Marines.	

4. Submarine Badge. Worn as in 0413.4.

CATEGORY	DEVICE	REMARKS
Submariner	Side view of two dolphins, face-to-face, supporting between them a crown over a fowl anchor	<p>Ratings qualified to wear this badge may continue to do so after returning to General Service. Permission to wear it may, however, be withdrawn by Flag Officer Submarines, if the holder:</p> <p><i>a.</i> is removed from the Submarine Service for disciplinary reasons or because he has brought discredit to the Service</p> <p><i>b.</i> fails to complete his initial period of service in submarines.</p>

DETAILS OF UNIFORM

Annex 15E continued

5. Special Badges for men, juniors and apprentices in training establishments.

CATEGORY	DEVICE	WHERE WORN
<i>a. Juniors (O) and Adult Ratings</i>		
Class Leader } PO Junior } Leading Junior } Deputy Class Leader } Seaman ratings until further } categorised } Junior and Probationary } Medical Assistants }	Small crown and miniature } good conduct badge } Miniature good conduct badge } Small star } Crossed shackle and marline } spike (small) } Small red cross }	Left arm, midway between } shoulder and elbow. } Right arm midway between } shoulder and elbow (i.e. as } branch badge). } Right arm midway between } shoulder and elbow immediately } below branch badge. }
First Class Junior	Small star	
<i>b. Artificer Apprentices</i>		
CPO Apprentice } PO Apprentice }	Inverted chevron with star } below }	Both arms midway between elbow } and wrist on suits and midway } between shoulder and elbow on } shirts. }
Leading Apprentice	Small star	Left arm midway between elbow } and wrist on suits and midway } between shoulder and elbow on } shirts. }
Coxswain } Helmsman }	Six-spoked wheel } Small anchor }	Right cuff. }
<i>c. Artificer Apprentices and Juniors RN serving in training establishments may wear badges of the Duke of Edinburgh's Award Scheme in accordance with 0413.2.</i>		

Annex 15F

Descriptive List of WRNS Category, Specialist Qualification and Special Skill Badges

1. Badges indicating Category or Specialist Qualification within a Branch

CATEGORY	DEVICE	DISTINGUISHING LETTERS
EDUCATIONAL Education and Training Support	Circle	ETS in centre
ENGINEERING <i>Air Engineering Mechanic</i> Electrical Mechanical Radio Weapons Weapons Electrical	} Aeroplane	L M R W WL } below device
MEDICAL Dental Hygienist Dental Surgery Assistant	} Circle	DH DSA } in centre
OPERATIONS Meteorological Observer Photographer M/T Driver Radar	} Aeroplane Circle Crossed lightning flashes on quartered concentric circles	MET P } below device MT in centre —
Radio Operator Radio Operator (M) Weapons Analyst	} Wings crossed by lightning flash Crossed rockets	— M W A } below device on left side and on right side of device
PHYSICAL TRAINING AND RECREATION	Crossed clubs	—

Annex 15F continued

CATEGORY	DEVICE	DISTINGUISHING LETTERS
REGULATING	Crown. Regulating Chief Wrens wear this device encircled by a laurel wreath.	—
a.6 SUPPLY AND SECRETARIAT Cook Catering (Cook specialities) Steward Stores Accountant Writer	Star	C S SA W } in centre
FAMILY SERVICES	Circle	FS } in centre
QUARTERS ASSISTANT		QA } in centre
TELEPHONIST	Telephone dial crossed by lightning flashes	T in centre

2. Badges indicating additional qualifications and special skills. Worn as in 0915.1.

CATEGORY	DEVICE	REMARKS
Additional Qualifications Navigator's Yeoman	A pair of dividers	Worn by entitled ratings in addition to the Radar Plot category badge. EBB*
Special Skills WRNS Marksman Members of volunteer bands	Crossed rifles Musicians: Lyre with oak leaves below Drummers: Drum	EBB* (1) WRNS ratings wear the same EGB* badges as RN ratings (2) To be worn on No. 1 suits only (3) Wear of the appropriate badge is compulsory

3. Flying badges. Worn as in 0916.1.

CATEGORY	DEVICE	REMARKS
WRNS Cabin Attendants (a)	Wing (lifted) behind a fowl anchor surrounded by a rope circle	(1) The RN pattern EGB Rating Aircrew badge is to be modified, by the wearer, to form a badge with single wing lifted to the right (2) To be worn on No. 1 suits only

*Colour code: EGB – Embroidered gold on blue
EBB – Embroidered blue on blue

Notes:

- (a) (i) The Cabin Attendants Flying Badge is to be worn by WRNS ratings on successful completion of SMAC53 (Communications Aircraft VIP Flight Cabin Staff Course), on a provisional basis only until the holder has undertaken duties in a qualified capacity for a minimum period of six months. The badge may be worn subsequently, irrespective of the duties on which WRNS ratings are engaged, provided the privilege of wearing it has not been withdrawn.
- (ii) The conditions for withdrawal are as for RN officers (see 0320.2).

BR 81

Supplement 1

Badges and

Distinction Marks

of Rank

DETAILS OF UNIFORM

BADGES AND DISTINCTION MARKS OF RANK

- 1. CIVILIAN MEMBERS OF THE ADMIRALTY BOARD**
- 2. NAVAL OFFICERS**
- 3. NAVAL RATINGS**
- 4. ROYAL MARINES**
- 5. WOMEN'S ROYAL NAVAL SERVICE**
- 6. QUEEN ALEXANDRA'S ROYAL NAVAL NURSING SERVICE**
- 7. ROYAL NAVAL AUXILIARY SERVICE**

1. Civilian Members of the Admiralty Board

CAP BADGE



BADGES AND DISTINCTION MARKS OF RANK

2. Naval Officers

CAP/BERET BADGES



Cap Badge
All Officers (excluding Chaplains)



Beret Badge



Chaplains' Cap/Beret Badge

CAP PEAKS



Flag Officers



Commodore, Captain & Commander

BUTTONS



Flag Officers



Other Officers

DISTINCTION MARKS OF RANK

FLAG OFFICERS' SHOULDER STRAPS



Admiral of the Fleet



Admiral



Vice Admiral



Rear Admiral

FLAG OFFICERS' SLEEVE LACE AND SHOULDER BADGES



Admiral of the Fleet



Admiral



Vice-Admiral



Rear-Admiral

OTHER OFFICERS' SLEEVE LACE, SHOULDER STRAPS AND SHOULDER BADGES



Commodore



Captain



Commander



Lieut.-Commander



Lieutenant



Sub-Lieutenant



(Letter R in curl)
R.N.R. OFFICERS

MIDSHIPMAN



(shoulder strap/badge)



(lapel)

TEMPORARY OFFICERS



(Waved curl)



Commander (C.C.F. Officers only)

S.C.C. AND C.C.F. OFFICERS



Lieutenant Commander



Lieutenant



Sub-Lieutenant

DISTINCTION CLOTH



Medical Officers (Scarlet)



Medical Services Officers
Medical Technician Officers (Salmon Pink)



Dental Officers (Orange)



R.C.N.C. Officers (Grey)



Chaplains' Badge
(No sleeve lace worn)

SPECIALIST BADGES



Pilot

BR81



Observer



Parachutist

Supp-1/3



Submariner

Change 2

BADGES AND DISTINCTION MARKS OF RANK

3. Naval Ratings

CAP BADGES



Warrant Officer



Chief Petty Officer



Petty Officer



Other Ratings
(Not dressed as seamen)

CAP RIBBONS

HMS NELSON

HM SUBMARINES

BERET BADGES



Warrant Officer



Chief Petty Officer



Petty Officer



Junior Ratings

GOOD CONDUCT BADGES



4 Years

RATE BADGES



Warrant Officer*



Chief Petty Officer
(Buttons on cuff)



Petty Officer



Leading Rate



8 Years

* An anodised version is also provided for tropical wear

SHOULDER BADGES



Warrant Officer



Chief Petty Officer



Petty Officer



Leading Rate



12 Years

COLLAR/TIE BADGES



Warrant Officer



Chief Petty Officer



Petty Officer

BUTTONS



(Black, White or Anodised)

BADGES AND DISTINCTION MARKS OF RANK

3(i) Naval Ratings (Contd.)

BRANCH BADGES

ENGINEERING BRANCH



Air Engineering Mechanic

(Letters Under)
 M – Mechanical
 R – Radio/Radar
 WL – Weapons
 Electrical
 W – Weapons
 L – Electrical
 O – Ordnance



Marine Engineering Mechanic

(Letter Under)
 M – Mechanical
 L – Electrical



Weapons Engineering Mechanic

(Letter Under)
 O – Ordnance
 R – Radio

FLEET AIR ARM BRANCH



Naval Airman

(Letters Under)
 H – Aircraft Handler
 MET – Meteorological
 Observer
 P – Photographer
 SE – Survival
 Equipment

P.T. BRANCH



MEDICAL BRANCH



(Letters Under)
 N – State Registered
 Male Nurse
 R – Radiographer
 P – Physiotherapist
 H – Health Inspector
 L – Laboratory
 M – Mental Nurse
 HP – Health Physicist
 PD – Pharmacy
 Dispenser

FAMILY SERVICES



REGULATING BRANCH



Master-at-Arms



P.O. & Ldg.
 Regulators

SUPPLY AND SECRETARIAT BRANCH



(Letters in circle)
 CA – Caterer
 C – Cook
 S – Steward
 SA – Stores
 Accountant
 W – Writer

COXSAIN (SM) BRANCH



C.P.O. Coxswain



P.O. and below

OPERATIONS BRANCH

COMMUNICATIONS GROUP



Communications
 (Tactical)



Radio Operator



Tactical Systems

SEAMAN GROUP



Diving



Electronic Warfare



Mine Warfare



Missile



Radar



Sonar



Seaman



Survey Recorder

The letters SM below
 a basic branch badge
 denote a submariner.

Stars and crowns are added to branch badges to denote appropriate standards of qualification.

BADGES AND DISTINCTION MARKS OF RANK

3(ii) Naval Ratings (Contd.)

SPECIALIST BADGES

FLYING BADGES



Aircrew



Parachutist

SPECIAL SKILLS

VOLUNTEER BANDSMEN



Subsunk Parachute Assistance Group



Commando



Ship's Diver



Airborne Missile Aimer



Drummer



Musician

ADDITIONAL QUALIFICATIONS



Marksman



Charge Chief Artificer



Navigators Yeoman



Aircraft Controller



Seacat Aimer

ARMLETS



Seamen assigned to duties on the Royal Yacht Britannia



Submariner



Naval Patrol



Petty Officer

ADDITIONAL BADGES FOR R.N.R. RATINGS



Shoulder Flash



Postal Reserve

BR 81

Supplement 2

Illustrations of Uniforms

RN	Naval Officers Senior Ratings Junior Ratings
RM	Officers Warrant Officers, NCOs and Men
QARNNS	Women Officers Women Senior Ratings Women Junior Ratings Male Officers Male Ratings
WRNS	Officers Senior Ratings Junior Ratings

Plate 1. NAVAL OFFICERS



No. 1 Dress
Admirals of the Fleet, Full Admirals, FORY, Admiral President,
Royal Naval College Greenwich and Defence Services Secretary
only.



No. 1 Dress
Below Flag rank and officers of Flag rank not entitled to full
ceremonial dress.
No. 4 Dress
All officers.



No. 2 Dress
Worn with plain No. 6 Dress trousers by officers under Captain's
rank.



No. 7 Dress




No. 5 Undress



No. 5J Day Undress (Jersey)



No. 12 Day Undress (Shirt Sleeve)



Spare


Plate 3. NAVAL OFFICERS




No. 8 Working Dress



No. 8J Working Dress



Spare



Spare



No. 1W White Full Dress



No. 4W Dress
(No. 5W Dress if worn without sword and with medal ribbons instead of medals).



No. 2W Dress
No. 6W Dress



No. 7W Dress

Plate 5. NAVAL OFFICERS




No. 9W Tropical Dress



No. 10W Tropical Mess Undress



No. 12W Dress



Spare




No. 1 and No. 2 Dresses



No. 2J Dress



No. 2N Dress



Spare

Plate 7. SENIOR RATINGS



No. 6 Dress
(No. 7 Dress with medal ribbons).



No. 7N Dress




No. 7A Dress




No. 2A Dress




No. 10 Dress



Spare



Spare



Spare

Plate 9. JUNIOR RATINGS




No. 1 and No. 2 Dresses



No. 1 and No. 2 Dresses (cold weather)



No. 2N Dress




Spare




No. 8 Working Dress



No. 8J Dress



Spare



Spare

Plate 11. JUNIOR RATINGS



No. 6 Dress
(No. 7 Dress with medal ribbons).



No. 7N Dress



No. 10 Dress




No. 10A Dress



Nos. 1, 4 and 5 Dresses
(Lace-up shoes are worn with No. 1 Dress, and on appropriate occasions, with No. 4 Dress).

Nos. 2, 6 and 7 Dresses



No. 8 Dress

Spare

Plate 23. QARNNS WOMEN OFFICERS



Nos. 1W and 4W Dresses



Nos. 2W and 6W Dresses



Nos. 5W and 9W Dresses



No. 8W Dress




No. 1 Dress
No. 2 Dress (CQA only)



No. 2N Dress

NOTE: Dress Nos. 6, 7, 8 and 10 are the same as for junior ratings, except that:

- (i) tricorn hats are worn with Dress Nos. 6, 7 and (for CQA only) 10.
- (ii) metal rate badges are worn with No. 8 Dress.
- (iii) metal rate badges are worn on the collars with Dress Nos. 6, 7 and 10 by WOs and CPORGN/CPOEN(G)/CPOCQA.



Spare

Plate 25. QARNNS WOMEN JUNIOR RATINGS



No. 1 Dress
No. 1 Dress (Winter) (CQA only)
No. 2 Dress (Winter) (CQA only)



No. 1 Dress (Summer) (CQA only)
No. 2 Dress (Summer) (CQA only)



No. 8 Dress
(not CQA) with white cuffs.



No. 8 Dress
(not CQA) with elbow frills.



No. 2N Dress
(CQA only)



Nos. 6 and 7 Dresses



No. 10 Dress
(not CQA)



No. 10 Dress
(CQA only)

Plate 27. QARNNS MALE OFFICERS



**Nos. 1 and 4 Dresses
No. 5 Undress**



Nos. 2 and 6 Dresses



**No. 7 Dress
With blue waistcoat.**



**No. 7 Dress
With black cummerbund.**



No. 5J Dress



No. 8 Dress
For nursing duties.



No. 8 Dress
For other duties.



No. 12 Dress

NOTE: Tropical uniform is worn in the same manner as RN officers, with the appropriate hat badges and rank insignia.

Plate 29. QARNNS MALE RATINGS



Nos. 1 and 2 Dresses




No. 8 Dress
Normal duties.

NOTE: Other temperate and tropical dresses are worn in the same manner as RN ratings, with appropriate hat, rate and arm badges.



Spare



Spare



Nos. 1, 4 and 5 Dresses



Nos. 2, 2W, 6, 6W, 7 and 7W Dresses
Blouse with mandarin-style collar.



Nos. 2, 2W, 6, 6W, 7 and 7W Dresses
Blouse with Peter Pan-style collar.



No. 5J Undress
Jersey

Plate 31. WRNS OFFICERS



No. 12 Day Undress
Shirt Sleeve.



No. 12 Day Undress
With white tropical shirt (optional).



Nos. 1W and 4W Dresses




Nos. 5W and 9W Dresses




Optional Nos. 2W, 6W and 7W Dress



No. 10W Dress



Spare



Spare

Plate 33. WRNS SENIOR RATINGS



Nos. 1 and 2 Dresses



No. 2N Dress



No. 2N Dress
With white tropical shirt (optional).




No. 2J Dress




Nos. 6, 7 and 10 Dresses



Working Dress for certain ratings



Spare



Spare

Plate 35. WRNS JUNIOR RATINGS



Nos. 1 and 2 Dresses
(Winter)



Nos. 1 and 2 Dresses
(Summer)



No. 2J Dress
(Winter)



No. 2J Dress
(Summer)




No. 2N Dress



Nos. 6, 7 and 10 Dresses



Working Dress for certain ratings



Spare

BADGES AND DISTINCTION MARKS OF RANK

5. Women's Royal Naval Service

Officers

HAT AND BERET BADGE



HATBANDS



Chief Commandant

Chief Officer,
Superintendent
and Commandant

BUTTONS



Chief Commandant



Other Officers

DISTINCTION MARKS OF RANK

WRNS OFFICERS' SLEEVE AND SHOULDER BRAID



Chief
Commandant



Commandant



Superintendent



Chief Officer



First Officer



Second Officer



Third Officer

W.R.N.R. OFFICERS



Sleeve Braid



Shoulder Braid

WOMEN MEDICAL AND DENTAL OFFICERS AND CADETS

WOMEN OFFICERS OF THE ROYAL CORPS OF NAVAL CONSTRUCTORS

- i. The Naval Officers cap/beret badge is worn.
- ii. Naval Officers distinction marks of rank and branch are worn, gold lace on cuffs and shoulder straps with appropriate distinction cloth. Scarlet – Medical, Orange – Dental, Grey – R.C.N.C.
- iii. Officers in the rank of Commander wear the same hatband as Chief Nursing Officer/Superintending Nursing Officers, QARNNS.

WOMEN'S C.C.F. OFFICERS' SLEEVE AND SHOULDER LACE



Chief Officer



First Officer




Second Officer



Third Officer

G.N.T.C. OFFICERS' SLEEVE AND SHOULDER BRAID



First Officer



Second Officer



Third Officer

BADGES AND DISTINCTION MARKS OF RANK

5. Women's Royal Naval Service

Ratings

HAT/BERET BADGES



Warrant Officer



Chief Wren



Petty Officer Wren



Artificer Candidate


CAP RIBBON

HMS RALEIGH

RATE BADGES



Warrant Officer*



Chief Wren
(Buttons on cuff)



Petty Officer Wren



Leading Wren

GOOD CONDUCT BADGES



4 Years



8 Years



12 Years

* RN pattern anodised badge is provided for tropical wear

SHOULDER BADGES



Warrant Officer



Chief Wren



Petty Officer Wren



Leading Wren

COLLAR/TIE BADGES



Warrant Officer

BR81



Chief Wren



Petty Officer Wren

BUTTONS



(Black, white and anodised)

Change 2

BADGES AND DISTINCTION MARKS OF RANK

5. Women's Royal Naval Service

Ratings (Contd.)

CATEGORY BADGES



Chief Regulator



P.O. and Ldg. Regulator



Radar



Radio Operator



Telephonist



Weapons Analyst



Air

(Letters Under)

- L - Electrical
- M - Mechanical
- R - Radio
- W - Weapons
- WL - Weapons Electrical
- P - Photographer
- MET - Meteorological Observer



Supply and Secretariat

(Letters in centre)

- C - Cook
- S - Steward
- SA - Stores Accountant
- ST - Writer (Shorthand)
- W - Writer
- (Pay and general)



Physical Training



Other Categories

(Letters in circle)

- DH - Dental Hygienist
- DSA - Dental Surgery Assistant
- FS - Family Services
- MT - Motor Transport Driver
- QA - Quarters Assistant
- ETS - Education & Training Support



Naval Patrol



Petty Officer

ARMLETS

SPECIALIST BADGES

VOLUNTEER BANDSWOMEN



Marksman



Cabin Attendant



Musician



Drummer

ADDITIONAL BADGES FOR W.R.N.R. RATINGS



Shoulder Flash



Degaussing

BADGES AND DISTINCTION MARKS OF RANK

6. Queen Alexandra's Royal Naval Nursing Service

Officers

HAT, CAP AND BERET BADGES



WOMEN OFFICERS' HAT BANDS



Matron-in-Chief and Director of Defence Nursing Services

Principal Nursing Officer and Chief Nursing Officer

Superintending Nursing Officer

BELT PLATE



WOMEN OFFICERS' CAPES AND RANK BADGES



Matron-in-Chief and Director of Defence Nursing Services



Matron-in-Chief QARNNS in rank of Principal Nursing Officer



Principal Nursing Officer



Chief Nursing Officer



Superintending Nursing Officer



Senior Nursing Officer*



Nursing Officer*

SHOULDER STRAPS AND BADGES



Matron-in-Chief and Director of Defence Nursing Services



Matron-in-Chief QARNNS in rank of Principal Nursing Officer



Principal Nursing Officer



Chief Nursing Officer



Superintending Nursing Officer



Senior Nursing Officer*



Nursing Officer*

*Rank badges of similar design, but without the red cross and roundel, are worn by equivalent ranks of Clerical and Quarters Officers. QARNNS Reserve Officers wear rank badges of similar design but with silver instead of gold embroidery and the word 'RESERVE' in silver below the Geneva red cross.

BADGES AND DISTINCTION MARKS OF RANK

6. Queen Alexandra's Royal Naval Nursing Service

Ratings

HAT, CAP AND BERET BADGES



Warrant Officer



Chief Petty Officer



Petty Officer




Junior Ratings

RATE BADGES



Warrant Officer



Chief Petty Officer
(Buttons on cuff)



Petty Officer



Leading Rate

SHOULDER BADGES



Warrant Officer



Chief Petty Officer



Petty Officer



Leading Rate

COLLAR/TIE BADGES



Warrant Officer



Chief Petty Officer



Petty Officer



Leading Rate

BUTTONS



(Black, white and anodised)

ORGANISATION BADGE



Queen Alexandra's
Monogram

CATEGORY BADGES



Nursing Ratings



Clerical and
Quarters Assistant

BELT PLATE



(Coloured belts denote
nursing qualifications)

BADGES AND DISTINCTION MARKS OF RANK

7. Royal Naval Auxiliary Service

BERET BADGES



Officers



Auxiliaries

MALE OFFICERS' SLEEVE LACE AND SHOULDER BADGES



Auxiliary Captain



Auxiliary Commander



Auxiliary
Lieut.-Commander



Auxiliary Lieutenant



Auxiliary Officer

FEMALE OFFICERS' SLEEVE LACE



Auxiliary Captain



Auxiliary Commander



Auxiliary
Lieut.-Commander



Auxiliary Lieutenant



Auxiliary Officer

SHOULDER BADGES



(X below)

AUXILIARYMEN

RATE BADGES



Chief Naval
Auxiliaryman



Leading Naval
Auxiliaryman

SHOULDER BADGES



Chief Naval
Auxiliaryman



Leading Naval
Auxiliaryman

SHOULDER FLASH



SPECIALIST BRANCH BADGES



Operations



Communications



Seaman



Engineer

(for crowns and stars worn with these badges – see chapter 14)